

Re: Messages & Communications Doc. No. 38GL-26-2323 through 2330.

From Guam Legislature Clerks <clerks@guamlegislature.gov>  
Date Wed 5/13/2026 9:15 AM  
To 38th Committee On Rules <committeeronrules@guamlegislature.gov>

Håfa Adai,

Received, and thank you.



**Elijah Untalan**  
**Clerks Office**

*I Mina'trentai Ocho na Liheslaturan Guåhan*

Guam Congress Building, 163 Chalan Santo Papa, Hagåtña, Guam 96910

Voice: (671) 472-3465/3460 Fax: (671) 472-3524

[guamlegislature.gov](http://guamlegislature.gov)

This message contains information which is confidential and privileged. Unless you are the intended recipient (or authorized to receive for the intended recipient), any unauthorized review, use, disclosure or distribution is strictly prohibited. If you have received this message in error, please contact the sender at [clerks@guamlegislature.gov](mailto:clerks@guamlegislature.gov) and destroy all copies of the message.  
Thank you

**From:** 38th Committee On Rules <committeeronrules@guamlegislature.gov>  
**Sent:** Tuesday, May 12, 2026 4:42 PM  
**To:** Guam Legislature Clerks <clerks@guamlegislature.gov>  
**Cc:** Frank Blas Jr. <speakerblas@guamlegislature.gov>  
**Subject:** Messages & Communications Doc. No. 38GL-26-2323 through 2330.

Håfa Adai Clerks Office,

Please see attached, **Messages & Communications Doc. No. 38GL-26-2323 through 2330** for processing:

✓	38GL-26-2323	Business and Technology Academy Charter School (BTACS) Guåhan	FY2024 Citizen-Centric Report*
✓	38GL-26-2324	Guam Power Authority	Petition for the Creation of Positions- Information Security Analyst I, Information Security Analyst II, Network Systems Technician I, Network Systems Technician II*
✓	38GL-26-2325	Department of Public Health and Social Services	Prior Year Obligations to pay Michael and Rosie Francisco in the total amount of \$476.00*
✓	38GL-26-2326	Guam Power Authority	Documents Relative to Small Purchases and Sole Source and Emergency Purchases for the month of April 2026*
✓	38GL-26-2327	Department of Public Works	FY2026 2nd Quarter Federal Grants-In-Aid Financial Report; Financial Reports and Travel Report; Staffing Pattern and Prior Years Obligation*
✓	38GL-26-2328	Office of the Mayor - Municipality of Mangilao	FY2026 Non-Appropriated Funds Report- 2nd Quarter*
✓	38GL-26-2329	Office of the Mayor - Municipality of Mangilao	FY2026 Appropriated Funds (COMBS-GF- GEFF) Account for 2nd Quarter*
✓	38GL-26-2330	Department of Youth Affairs	Prior Year Obligations to pay Margaret Agulto-Petty Cash in the total amount of \$215.97*

Please retrieve Doc. No. 38GL-26-2327, 2329 and 2330 from link below:

[Messages & Communications Physical Scanned Copy - Google Drive](#)

Kindly reply to this email



*Si Yu'os ma'åse',*

Marie Crisostomo

Committee on Rules Assistant

**COMMITTEE ON RULES**

Vice Speaker V. Anthony Ada, Chairperson

*I Mina'trentai Ocho Na Liheslaturan Guåhan*

38<sup>th</sup> Guam Legislature

Disclaimer: The content of this email is intended for the person or entity to which it is addressed only. This email may contain confidential information. If you are not the person to whom this message is addressed, be aware that any use, reproduction, or distribution of this message is strictly prohibited. If you received this in error, please contact the sender at [committeeronrules@guamlegislature.gov](mailto:committeeronrules@guamlegislature.gov) and immediately delete this email and any attachments.



**Messages and Communications 38GL-26-2327\***

2 messages

**Speaker Frank Blas Jr.** <speakerblas@guamlegislature.gov> Mon, May 11, 2026 at 5:02 PM  
To: 38th Committee On Rules <committeeonrules@guamlegislature.gov>, Sabrina Salas Matanane <office.senatorbri@guamlegislature.gov>

Håfa Adai,

Please see attached M&C Doc. No. 38GL-26-2327

38GL-26-2327	Department of Public Works	FY2026 2nd Quarter Federal Grants-In-Aid Financial Report; Financial Reports and Travel Report; Staffing Pattern and Prior Years Obligation*
--------------	----------------------------	--

Si Yu'os Ma'åse'

*Bernice Rivera*

Administrative Assistant



**Office of Speaker Frank F. Blas, Jr.**

I Mina'trentai Ocho na Libeslaturan Guåhan 38<sup>th</sup> Guam Legislature

Guam Congress Building, 163 Chalan Santo Papa, Hagatña

(671)969-6456

[speakerblas@guamlegislature.gov](mailto:speakerblas@guamlegislature.gov)

Electronic Privacy Notice: This e-mail and any attachment(s), contains information that is, or may be, covered by electronic communications privacy laws and legal privileges, and is also confidential and proprietary in nature. If you are not the intended recipient, please be advised that you are legally prohibited from retaining, using, copying, distributing, or otherwise disclosing the information in this e-mail or any attachment in any manner. Instead, please reply to the sender that you have received this communication in error, and then immediately delete it. Thank you in advance for your cooperation.

----- Forwarded message -----

From: **Heidi Jeanette Carlos** <heidi.carlos@dpw.guam.gov>  
Date: Mon, May 11, 2026 at 1:40 PM  
Subject: DPW FY2026 2ND QUARTER REPORT  
To: [speakerblas@guamlegislature.gov](mailto:speakerblas@guamlegislature.gov) <[speakerblas@guamlegislature.gov](mailto:speakerblas@guamlegislature.gov)>, [florence.salas@doa.guam.gov](mailto:florence.salas@doa.guam.gov) <[florence.salas@doa.guam.gov](mailto:florence.salas@doa.guam.gov)>, [marygrace.edrosa@doa.guam.gov](mailto:marygrace.edrosa@doa.guam.gov) <[marygrace.edrosa@doa.guam.gov](mailto:marygrace.edrosa@doa.guam.gov)>, [William Taitingfong <bill.taitingfong@bbmr.guam.gov>](mailto:William.Taitingfong@bbmr.guam.gov), BBMR Administrative Staff <[admin@bbmr.guam.gov](mailto:admin@bbmr.guam.gov)>, <[admin@guamopa.com](mailto:admin@guamopa.com)>  
Cc: Vince Arriola <[vince.arriola@dpw.guam.gov](mailto:vince.arriola@dpw.guam.gov)>, Linda Ibanez <[linda.ibanez@dpw.guam.gov](mailto:linda.ibanez@dpw.guam.gov)>, Ernest G. Candoleta Jr, <[ernest.candoleta@dpw.guam.gov](mailto:ernest.candoleta@dpw.guam.gov)>, DPW Administrative Services Division <[admin@dpw.guam.gov](mailto:admin@dpw.guam.gov)>

Hafa Adai BBMR/DOA/OPA,

Good afternoon! Please see the attached DPW's FY2026 2nd Quarter Report. Listed below are included in the attachments:

- 1. Financial Report
  - Includes: Revenue Summary Report
  - Summary of Public Streetlight Costs
  - Federally Funded Highway Projects - Utility Relocation Costs
  - Off-island Travel Report
- 2. FGIA Financial Report
- 3. Prior Years Obligation (Paid & Unpaid)
- 4. Staffing Pattern





Kindly acknowledge receipt of this email and attachments.

Thank you and kind regards,  
Heidi Carlos  
Program Coordinator II  
Department of Public Works  
Administrative Services Division  
(T) (671) 646-3231

**5 attachments**

**FY2026 2ND QTR PRIOR YEAR OBLIGATIONS (JAN-FEB-MAR).pdf**  
63K

Note that the Legislature has taken steps to ensure that any protected personal identifying information has been redacted or excluded in whole or in part in order to protect the privacy of any individual(s) whose information has been included as part of this transmittal.

-  **FY2026 2ND QTR FEDERAL GRANTS-IN-AID FINANCIAL REPORT (JAN-FEB-MAR).pdf**  
687K
-  **FY2026 2ND QTR STAFFING PATTERN (JAN-FEB-MAR).pdf**  
1614K
-  **FY2026 2ND QTR FINANCIAL REPORTS (JAN-FEB-MAR).pdf**  
1540K
-  **38GL-26-2327.pdf**  
1080K

**38th Committee On Rules** <committeeonrules@guamlegislature.gov>  
To: "Speaker Frank Blas Jr." <speakerblas@guamlegislature.gov>

Tue, May 12, 2026 at 9:23 AM

*Håfa Adai,*

Received, and thank you



*Si Yu'os ma'åse',*

Marie Crisostomo

Committee on Rules Assistant

## COMMITTEE ON RULES

Vice Speaker V. Anthony Ada, Chairperson

*I Mina'trentai Ocho Na Liheslaturan Guåhan*

*38<sup>th</sup> Guam Legislature*

Disclaimer: The content of this email is intended for the person or entity to which it is addressed only. This email may contain confidential information. If you are not the person to whom this message is addressed, be aware that any use, reproduction, or distribution of this message is strictly prohibited. If you received this in error, please contact the sender at [committeeonrules@guamlegislature.gov](mailto:committeeonrules@guamlegislature.gov) and immediately delete this email and any attachments.

[Quoted text hidden]



Speaker Frank Blas Jr. <speakerblas@guamlegislature.gov>

## DPW FY2026 2ND QUARTER REPORT

3 messages

**Heidi Jeanette Carlos** <heidi.carlos@dpw.guam.gov> Mon, May 11, 2026 at 1:39 PM  
To: "speakerblas@guamlegislature.gov" <speakerblas@guamlegislature.gov>, "florence.salas@doa.guam.gov" <florence.salas@doa.guam.gov>, "marygrace.edrosa@doa.guam.gov" <marygrace.edrosa@doa.guam.gov>, William Taitingfong <bill.taitingfong@bbmr.guam.gov>, BBMR Administrative Staff <admin@bbmr.guam.gov>, admin@guamopa.com  
Cc: Vince Arriola <vince.arriola@dpw.guam.gov>, Linda Ibanez <linda.ibanez@dpw.guam.gov>, "Ernest G. Candoleta Jr." <ernest.candoleta@dpw.guam.gov>, DPW Administrative Services Division <admin@dpw.guam.gov>

Hafa Adai BBMR/DOA/OPA,

Good afternoon! Please see the attached DPW's FY2026 2nd Quarter Report. Listed below are included in the attachments:

1. Financial Report
  - Includes: Revenue Summary Report
  - Summary of Public Streetlight Costs
  - Federally Funded Highway Projects - Utility Relocation Costs
  - Off-island Travel Report
2. FGIA Financial Report
3. Prior Years Obligation (Paid & Unpaid)
4. Staffing Pattern

Doc Type: 38GL-26-2327  
OFFICE OF THE SPEAKER  
FRANK F. BLAS, JR.  
May 11, 2026  
Time: 1:39 PM  
Received:

Kindly acknowledge receipt of this email and attachments.

Thank you and kind regards,  
*Heidi Carlos*  
Program Coordinator II  
Department of Public Works  
Administrative Services Division  
(T) (671) 646-3231

### 4 attachments

- FY2026 2ND QTR PRIOR YEAR OBLIGATIONS (JAN-FEB-MAR).pdf**  
63K
- FY2026 2ND QTR FEDERAL GRANTS-IN-AID FINANCIAL REPORT (JAN-FEB-MAR).pdf**  
687K
- FY2026 2ND QTR STAFFING PATTERN (JAN-FEB-MAR).pdf**  
1614K
- FY2026 2ND QTR FINANCIAL REPORTS (JAN-FEB-MAR).pdf**  
1540K

**Giana Sanchez** <giana.sanchez@bbmr.guam.gov> Mon, May 11, 2026 at 2:01 PM  
To: Heidi Jeanette Carlos <heidi.carlos@dpw.guam.gov>  
Cc: "speakerblas@guamlegislature.gov" <speakerblas@guamlegislature.gov>, "florence.salas@doa.guam.gov" <florence.salas@doa.guam.gov>, "marygrace.edrosa@doa.guam.gov" <marygrace.edrosa@doa.guam.gov>, William Taitingfong <bill.taitingfong@bbmr.guam.gov>, BBMR Administrative Staff <admin@bbmr.guam.gov>, admin@guamopa.com, Vince Arriola <vince.arriola@dpw.guam.gov>, Linda Ibanez <linda.ibanez@dpw.guam.gov>, "Ernest G. Candoleta Jr." <ernest.candoleta@dpw.guam.gov>, DPW Administrative Services Division <admin@dpw.guam.gov>

Hafa Adai,

Acknowledging receipt.

Sincerely,

## Giana Lyn Sanchez

Customer Service Representative  
Bureau of Budget & Management Research  
P.O. Box 2950  
Hagatna, Guam 96932  
(Work) (671) 475-9107 / (Fax) (671) 472-2825

[Quoted text hidden]

---

**Speaker Frank Blas Jr.** <speakerblas@guamlegislature.gov> Mon, May 11, 2026 at 4:34 PM  
To: Giana Sanchez <giana.sanchez@bbmr.guam.gov>  
Cc: Heidi Jeanette Carlos <heidi.carlos@dpw.guam.gov>, "florence.salas@doa.guam.gov" <florence.salas@doa.guam.gov>, "marygrace.edrosa@doa.guam.gov" <marygrace.edrosa@doa.guam.gov>, William Taitingfong <bill.taitingfong@bbmr.guam.gov>, BBMR Administrative Staff <admin@bbmr.guam.gov>, admin@guamopa.com, Vince Arriola <vince.arriola@dpw.guam.gov>, Linda Ibanez <linda.ibanez@dpw.guam.gov>, "Ernest G. Candoleta Jr." <ernest.candoleta@dpw.guam.gov>, DPW Administrative Services Division <admin@dpw.guam.gov>

Håfa Adai,

Confirming receipt of your email.

*Si Yu'os Ma'åse'*

*Bernice Rivera*

Administrative Assistant



## Office of Speaker Frank F. Blas, Jr.

I Mina'trentai Ocho na Liheslaturan Guåhan 38<sup>th</sup> Guam Legislature

Guam Congress Building, 163 Chalan Santo Papa, Hagatña

(671)969-6456

[speakerblas@guamlegislature.gov](mailto:speakerblas@guamlegislature.gov)

Electronic Privacy Notice: This e-mail and any attachment(s), contains information that is, or may be, covered by electronic communications privacy laws and legal privileges, and is also confidential and proprietary in nature. If you are not the intended recipient, please be advised that you are legally prohibited from retaining, using, copying, distributing, or otherwise disclosing the information in this e-mail or any attachment in any manner. Instead, please reply to the sender that you have received this communication in error, and then immediately delete it. Thank you in advance for your cooperation.

[Quoted text hidden]



The Honorable  
**LOURDES A. LEON GUERRERO**  
*Maga' Håga - Governor*

The Honorable  
**JOSHUA F. TENORIO**  
*Sigundo Maga' Låhi - Lieutenant Governor*



**VINCENT P. ARRIOLA**  
*Director*  
**LINDA J. IBANEZ**  
*Deputy Director*  
**ERNEST G. CANDOLETA, JR.**  
*Deputy Director*

08 MAY 2026

The Honorable Frank Blas Jr.  
Speaker, 38<sup>th</sup> Guam Legislature  
Guam Congress Building  
163 W. Chalan Santo Papa  
Hagatna, Guam 96932

Subject: Fiscal Year 2026 Second Quarter – Prior Year Obligations (Unpaid)

**Dear Honorable Speaker:**

*Buenas yan Håfa A'dai!* The Department of Public Works does not have any Unpaid Prior Year Obligations for the FY 2026 Second Quarter from the Months of January 1, 2026 thru March 31, 2026.

Should you require further information or inquiries, please do not hesitate to contact my office at 671-646-3131.

*Si Yu'us Ma'ase!*

  
VINCENT P. ARRIOLA



cc: Governor of Guam  
Public Auditor, OPA  
Director, BBMR  
Director, DOA



**38GL-26-2327**  
Messages and Communications

**RECEIVED**  
COMMITTEE ON RULES  
May 11, 2026

5:02 p.m.  
*Marie Crisostomo*





*The Honorable*  
**LOURDES A. LEON GUERRERO**  
*Maga' Håga - Governor*

*The Honorable*  
**JOSHUA F. TENORIO**  
*Sigundo Maga' Låhi - Lieutenant Governor*



**VINCENT P. ARRIOLA**  
*Director*  
**LINDA J. IBANEZ**  
*Deputy Director*  
**ERNEST G. CANDOLETA, JR.**  
*Deputy Director*

08 MAY 2026

The Honorable Frank Blas Jr.  
Speaker, 38<sup>th</sup> Guam Legislature  
Guam Congress Building  
163 W. Chalan Santo Papa  
Hagatna, Guam 96932

Subject: Fiscal Year 2026 Second Quarter – Prior Year Obligations (Paid)

**Dear Honorable Speaker:**

*Buenas yan Håfa A'dai!* The Department of Public Works does not have any Paid Prior Year Obligations for the FY 2026 Second Quarter from the months of January 1, 2026 thru March 31, 2026.

Should you require further information or inquiries, please do not hesitate to contact my office at 671-646-3131.

*Si Yu'us Ma'ase!*

  
VINCENT P. ARRIOLA

cc: Governor of Guam  
Public Auditor, OPA  
Director, BBMR  
Director, DOA





*The Honorable*  
**LOURDES A. LEON GUERRERO**  
*Maga' Håga - Governor*

*The Honorable*  
**JOSHUA F. TENORIO**  
*Sigundo Maga' Låhi - Lieutenant Governor*



**public works**  
DIPATTAMENTON CHE'CHO' PUPLEKO  
**VINCENT P. ARRIOLA**

*Director*

**LINDA J. IBANEZ**

*Deputy Director*

**ERNEST G. CANDOLETA, JR.**

*Deputy Director*

08 MAY 2026

The Honorable Frank Blas Jr.  
Speaker, 38<sup>th</sup> Guam Legislature  
Guam Congress Building  
163 W. Chalan Santo Papa  
Hagatna, Guam 96932

**Subject:** Fiscal Year 2026 Second Quarter – Federal Grants-In-Aid Financial Report

**Dear Honorable Speaker:**

*Buenas yan Håfa A'dai!* Transmitted herewith is the Department of Public Works' Federal Grants-In-Aid Financial Reports for the FY 2026 Second Quarter (*Year-to-Date*) – (*from the Months of October 1, 2025 thru March 31, 2026*).

This report can be viewed on our website at [www.dpw.guam.gov](http://www.dpw.guam.gov).

Should you require further information or inquiries, please do not hesitate to contact my office at 671-646-3131.

*Si Yu'us Ma'ase!*

  
VINCENT P. ARRIOLA

*Attachment(s): FGIA Financial Report*

cc: Governor of Guam  
Public Auditor, OPA  
Director, BBMR  
Director, DOA  
Guam State Clearinghouse



542 North Marine Corps Drive, Tamuning, Guam 96913 • (671) 646-3131 / 647-5055 • Fax (671) 649-6178

**DEPARTMENT OF PUBLIC WORKS  
FEDERAL GRANTS REGISTRY  
OVERALL SUMMARY  
FISCAL YEAR 2026  
As of March 31, 2026**

Source: GFMIS

<i>Overall Summary</i>	<i>Original Grant Award Amount</i>	<i>FY 2026 Federal Appropriations</i>	<i>FY 2025 Carry Over Balance</i>	<i>FY2026 Expenditures</i>	<i>FY2026 Encumbrances</i>	<i>Available Funds</i>	<i>Actual Federal Reimbursement</i>
<b>FEDERAL HIGHWAY ADMINISTRATION (FHWA)</b>							
Highway Division	\$ 224,068,875.38	\$ -	\$ 224,068,875.38	\$ 62,899,134.47	\$ 13,703,847.69	\$ 147,465,893.22	\$ -
<b>NATIONAL HIGHWAY TRAFFIC SAFETY ADMINISTRATION (NHTSA)</b>							
Office of Highway Safety	\$ 3,044,433.42	\$ -	\$ 3,044,433.42	\$ 119,588.05	\$ -	\$ 2,924,845.37	\$ -
<b>US DEPARTMENT OF INTERIOR (USDOI)</b>							
Capital Improvement Projects Division	\$ 5,827,000.00	\$ -	\$ 5,249,000.00	\$ -	\$ 15,999.99	\$ 5,233,000.01	\$ -
Highway Division	\$ 1,372,100.00	\$ -	\$ 1,007,852.98	\$ -	\$ 523,905.96	\$ 483,947.02	\$ -
Transportation Maintenance Division	\$ 205,664.00	\$ -	\$ 88,142.79	\$ 2,205.10	\$ -	\$ 85,937.69	\$ -
<b>Sub Total:</b>	<b>\$ 7,404,764.00</b>	<b>\$ -</b>	<b>\$ 6,344,995.77</b>	<b>\$ 2,205.10</b>	<b>\$ 539,905.95</b>	<b>\$ 5,802,884.72</b>	<b>\$ -</b>
<b>AMERICAN RESCUE PLAN</b>							
Department of Public Works	\$ 22,050,000.00	\$ -	\$ 28,991,457.06	\$ 2,649,552.97	\$ 5,041,804.09	\$ 21,300,100.00	\$ -
<b>2022 CLEAN SCHOOL BUS REBATE</b>							
Bus Operations Division	\$ 9,875,000.00	\$ -	\$ 9,875,000.00	\$ -	\$ -	\$ 9,875,000.00	\$ -
<b>GRAND TOTAL FEDERAL</b>							
<b>Grand Total:</b>	<b>\$ 266,443,072.80</b>	<b>\$ -</b>	<b>\$ 38,380,886.25</b>	<b>\$ 2,771,346.12</b>	<b>\$ 5,581,710.04</b>	<b>\$ 30,027,830.09</b>	<b>\$ -</b>

### Guam State Clearinghouse Reporting Matrix

Report Period Ending (MM/DD/YYYY):		3/31/2026												
Department/Agency and Physical Address:		Department of Public Works, 542 N. Marine Corps Drive, Tamuning, Guam 96913												
Point-of-Contact (POC):		Van Fulgar, Office of Highway Safety												
POC Contact Number and Email:		(671) 646-3229 - van.fulgar@dpw.guam.gov												
Agency EIN/UEI Number:		J6DHQHSHTJE7												
GRANT YEAR	FEDERAL AGENCY	BMMR PROJECT DESCRIPTION	AWARD NUMBER	ACCOUNT NUMBER	AWARD START DATE	AWARD END DATE	AWARD AMOUNT	EXPENDITURE	ENCUMBRANCE (\$)	Sum of Exp. & Inc.	BALANCE OF AWARD	REPORTING FREQUENCY	DATE OF LAST REPORT SUBMISSION	COMMENTS
2026	NHTSA	OHS ALCOHOL & OTHER DRUGS (PUBLIC INFORMATION AND EDUCATION)	AL26-01-01OHS		10/1/2025	9/30/2026	\$ 624,238.29	\$ 12,094.48	\$ -	\$ 12,094.48	\$ 612,143.81	ANNUALLY	1/16/2026	FUNDS POSTED IN GFMS
2026	NHTSA	GPD DUI IMPAIRED DRIVING ENFORCEMENT	AL26-01-03HPD		10/1/2025	9/30/2026	\$ 167,115.82	\$ -	\$ -	\$ -	\$ 167,115.82	QUARTERLY	1/16/2026	PENDING WORK REQUEST - LOADING OF FUNDS (DOA)
2026	NHTSA	JOG DWI ALCOHOL EDUCATION PROJECT	AL26-01-05JOG		10/1/2025	9/30/2026	\$ 90,000.00	\$ -	\$ -	\$ -	\$ 90,000.00	QUARTERLY	1/16/2026	PENDING CONTRACT APPROVAL FROM THE OAG
2026	NHTSA	APD DUIDWI ENFORCEMENT	AL26-01-06APD		10/1/2025	9/30/2026	\$ 5,000.00	\$ -	\$ -	\$ -	\$ 5,000.00	QUARTERLY	1/16/2026	PENDING CONTRACT APPROVAL FROM THE OAG
2026	NHTSA	DMV DUI PREVENTION	AL26-01-08DRT		10/1/2025	9/30/2026	\$ 20,000.00	\$ -	\$ -	\$ -	\$ 20,000.00	QUARTERLY	1/16/2026	PENDING WORK REQUEST - LOADING OF FUNDS (DOA)
2026	NHTSA	SAFE DRIVE HOME (TORGE)	AL26-01-07TGI		10/1/2025	9/30/2026	\$ 35,785.25	\$ -	\$ -	\$ -	\$ 35,785.25	QUARTERLY	1/16/2026	PENDING CONTRACT APPROVAL (BMMR)
2026	NHTSA	OHS DISTRACTED DRIVING	DD26-10-01OHS		10/1/2025	9/30/2026	\$ 76,840.74	\$ 9,506.80	\$ -	\$ 9,506.80	\$ 67,333.94	ANNUALLY	1/16/2026	FUNDS POSTED IN GFMS
2026	NHTSA	405E DDB8 DISTRACTED DRIVING LAWS S28			10/1/2025	9/30/2026	\$ 79,856.87	\$ -	\$ -	\$ -	\$ 79,856.87	ANNUALLY	1/16/2026	FUNDS POSTED IN GFMS
2026	NHTSA	405E DISTRACTED DRIVING LAW ENFORCEMENT			10/1/2025	9/30/2026	\$ 6,634.58	\$ -	\$ -	\$ -	\$ 6,634.58	ANNUALLY	1/16/2026	FUNDS POSTED IN GFMS
2026	NHTSA	OHS EMERGENCY MEDICAL SERVICES (EMS) EDUCATION	EM26-04-00OHS		10/1/2025	9/30/2026	\$ 181,469.24	\$ 1,744.00	\$ -	\$ 1,744.00	\$ 179,725.24	ANNUALLY	1/16/2026	FUNDS POSTED IN GFMS
2026	NHTSA	GFD EMS IMMOBILIZATION & EXTRICATION	EM26-04-01GFD		10/1/2025	9/30/2026	\$ 164,472.30	\$ -	\$ -	\$ -	\$ 164,472.30	QUARTERLY	1/16/2026	PENDING WORK REQUEST - LOADING OF FUNDS (DOA)
2026	NHTSA	OHS OCCUPANT PROTECTION PUBLIC INFORMATION AND EDUCATION	OP26-02-01OHS		10/1/2025	9/30/2026	\$ 118,087.33	\$ 13,749.25	\$ -	\$ 13,749.25	\$ 104,338.08	ANNUALLY	1/16/2026	FUNDS POSTED IN GFMS
2026	NHTSA	GPD CLICK IT OR TICKET/BUCKLE DOWN	OP26-02-02HPD		10/1/2025	9/30/2026	\$ 90,820.58	\$ -	\$ -	\$ -	\$ 90,820.58	QUARTERLY	1/16/2026	PENDING WORK REQUEST - LOADING OF FUNDS (DOA)
2026	NHTSA	APD SEATBELT ENFORCEMENT PROJECT	OP26-02-03APD		10/1/2025	9/30/2026	\$ 35,000.00	\$ -	\$ -	\$ -	\$ 35,000.00	QUARTERLY	1/16/2026	PENDING CONTRACT APPROVAL FROM THE OAG

Note that the Legislature has taken steps to ensure that any protected personal identifying information has been redacted or excluded in whole or in part in order to protect the privacy of any individual(s) whose information has been included as part of this transmittal.

2026	NHTSA	OHS CHILD SAFETY SEATS	M1CSS26-25-01OHS		10/1/2025	9/30/2026	\$ 21,944.44	\$ -	\$ -	\$ -	\$ 21,944.44	ANNUALLY	1/16/2026	FUNDS POSTED IN GFMIS
2026	NHTSA	OHS HEATSTROKE & UNATTENDED PASSENGER	M1HS26-30-01OHS / UNATTD26-30-01OHS		10/1/2025	9/30/2026	\$ 33,965.40	\$ -	\$ -	\$ -	\$ 33,965.40	ANNUALLY	1/16/2026	FUNDS POSTED IN GFMIS
2026	NHTSA	OHS CHILD PASSENGER SAFETY TRAINING & TRAVEL	M1TR26-27-01OHS		10/1/2025	9/30/2026	\$ 32,025.17	\$ -	\$ -	\$ -	\$ 32,025.17	ANNUALLY	1/16/2026	FUNDS POSTED IN GFMIS
2026	NHTSA	OHS PUBLIC EDUCATION & PROGRAM MANAGEMENT	M1PE26-22-01OHS		10/1/2025	9/30/2026	\$ 17,936.81	\$ -	\$ -	\$ -	\$ 17,936.81	ANNUALLY	1/16/2026	FUNDS POSTED IN GFMIS
2026	NHTSA	OHS HIGH VISIBILITY EDUCATION & OUTREACH	M1HVE26-23-01OHS		10/1/2025	9/30/2026	\$ 133,783.44	\$ -	\$ -	\$ -	\$ 133,783.44	ANNUALLY	1/16/2026	FUNDS POSTED IN GFMIS
2026	NHTSA	GPD OPERATION SCOPE	M1HVE26-28-01HPD		10/1/2025	9/30/2026	\$ 35,873.00	\$ -	\$ -	\$ -	\$ 35,873.00	QUARTERLY	1/16/2026	PENDING WORK REQUEST - LOADING OF FUNDS (DOA)
2026	NHTSA	OHS PAID MEDIA			10/1/2025	9/30/2026	\$ 60,000.00	\$ -	\$ -	\$ -	\$ 60,000.00	ANNUALLY	1/16/2026	FUNDS POSTED IN GFMIS
2026	NHTSA	OHS PEDESTRIAN & BICYCLE SAFETY	PS26-06-01OHS		10/1/2025	9/30/2026	\$ 57,861.30	\$ 5,514.99	\$ -	\$ 5,514.99	\$ 52,346.31	ANNUALLY	1/16/2026	FUNDS POSTED IN GFMIS
2026	NHTSA	GPD PEDESTRIAN SAFETY ENFORCEMENT	PS26-06-02HPD		10/1/2025	9/30/2026	\$ 39,205.86	\$ -	\$ -	\$ -	\$ 39,205.86	QUARTERLY	1/16/2026	PENDING WORK REQUEST - LOADING OF FUNDS (DOA)
2026	NHTSA	OHS PLANNING & ADMINISTRATION	PA26-07-01OHS		10/1/2025	9/30/2026	\$ 154,838.33	\$ 42,621.52	\$ -	\$ 42,621.52	\$ 112,216.81	ANNUALLY	1/16/2026	FUNDS POSTED IN GFMIS
2026	NHTSA	OHS POLICE TRAFFIC EDUCATION	PT26-03-00OHS		10/1/2025	9/30/2026	\$ 271,933.05	\$ 20,586.74	\$ -	\$ 20,586.74	\$ 251,346.31	ANNUALLY	1/16/2026	FUNDS POSTED IN GFMIS
2026	NHTSA	OHS STATEWIDE TRAFFIC ENFORCEMENT	PT26-03-01OHS		10/1/2025	9/30/2026	\$ 122,260.00	\$ -	\$ -	\$ -	\$ 122,260.00	ANNUALLY	1/16/2026	PENDING NHTSA FUNDING TO ESTABLISH ACCOUNT
2026	NHTSA	GPD HIGHWAY ENFORCEMENT ACTION TEAM (HEAT)	PT26-03-01HPD		10/1/2025	9/30/2026	\$ 100,515.00	\$ -	\$ -	\$ -	\$ 100,515.00	QUARTERLY	1/16/2026	PENDING WORK REQUEST - LOADING OF FUNDS (DOA)
2026	NHTSA	APD TRAFFIC ENFORCEMENT PROGRAM	PT26-03-02APD		10/1/2025	9/30/2026	\$ 77,533.49	\$ -	\$ -	\$ -	\$ 77,533.49	QUARTERLY	1/16/2026	PENDING CONTRACT APPROVAL FROM THE OAG
2026	NHTSA	PAG OPERATION AI DAI HE' MAO	PT26-03-03PAG		10/1/2025	9/30/2026	\$ 77,533.49	\$ -	\$ -	\$ -	\$ 77,533.49	QUARTERLY	1/16/2026	PENDING CONTRACT APPROVAL FROM THE OAG
2026	NHTSA	DPR - PARK POLICE TRAFFIC ENFORCEMENT PROGRAM	PT26-03-04DPR		10/1/2025	9/30/2026	\$ 77,533.49	\$ -	\$ -	\$ -	\$ 77,533.49	QUARTERLY	1/16/2026	PENDING CONTRACT APPROVAL FROM THE OAG
2026	NHTSA	OHS TRAFFIC RECORDS INFORMATION & MANAGEMENT SYSTEM	TR26-05-01OHS		10/1/2025	9/30/2026	\$ 34,370.15	\$ 13,770.27	\$ -	\$ 13,770.27	\$ 20,599.88	ANNUALLY	1/16/2026	FUNDS POSTED IN GFMIS
TOTAL							\$ 3,044,433.42	\$ 119,588.05	\$ -	\$ -	\$ 119,588.05	\$ 2,924,845.37		

Guam State Clearinghouse Reporting Matrix

Report Period Ending (MM/DD/YYYY):	12/31/2025
Department/Agency and Physical Address:	Department of Public Works, 542 N. Marine Corps Drive, Tamuning, Guam 96913
Point-of-Contact (POC):	James Respicio
POC Contact Number and Email:	671-8493128 / james.respicio@dpw.guam.gov
Agency EIN/UEI Number:	

AWARD YEAR	FEDERAL AGENCY	SAF/Project Description	AWARD NUMBER	ACOUNT NUMBER	AWARD START DATE	AWARD END DATE	AWARD AMOUNT	EXPENDITURE	ENCUMBRANCE	UNBLD BAL & AMT	UNBLD C BAL & AMT	REPORTING PERIOD	STATUS OF PROJECT SUBMISSION	COMMENTS
2004	FHWA	ROUTE 5 & PORTION OF ROUTE 12 RECONSTRUCTION & WIDENING (ROUTE 2A TO NAVAL MAGAZINE/ROUTE 12)		5101F041068B112	8/12/2004	1/31/2025	14,821,844.28	14,485,605.58	0.00	14,486,605.58	335,238.71	FINAL	N/A	PENDING PROJECT CLOSEOUT
2004	FHWA	ROUTE 14B (YPAO ROAD) RECONSTRUCTION AND WIDENING		5101F041068B116	9/12/2004	2/15/2027	3,428,656.00	2,891,746.48	5,363.00	2,897,109.48	531,546.52	FINAL	N/A	
2004	FHWA	ROUTE 10A (AIRPORT ROAD/CHALAN PASAJEROS) RECONSTRUCTION AND WIDENING PHASE I		5101F041068B111	9/12/2004	6/23/2027	8,123,861.10	1,111,720.90	18,299.48	1,130,010.38	4,993,850.72	FINAL	N/A	
2009	FHWA	REPLACEMENT OF YLIG BRIDGE PHASE 1/PHASE 2 AND YLIG MEMORIAL		5101F091068B105	1/5/2009	4/14/2027	8,842,383.80	8,240,832.32	565,575.33	8,806,407.65	35,976.15	FINAL	N/A	
2014	FHWA	TECHNICAL SUPPORT SERVICES ISLANDWIDE ARCHAEOLOGICAL		5101F141068B103	11/12/2014	N/A	251,133.42	183,907.42	16,149.91	200,057.33	51,076.09	FINAL	N/A	PENDING PROJECT CLOSEOUT
2017	FHWA	ROUTE 1 RECONSTRUCTION OF MULTIPLE BRIDGES (HAGATNA TO PITI), UNDER PAVEMENT INFRASTRUCTURE RETROFIT		5101F171068DR111	9/18/2017	5/18/2029	45,138,442.95	3,789,252.13	499,674.38	4,288,926.51	40,849,516.44	FINAL	N/A	
2017	FHWA	ROUTE 10 SAFETY IMPROVEMENTS		5101F171068B107	9/20/2017	2/10/2027	14,753,781.98	1,502,985.94	7,404,396.17	8,907,264.11	5,846,517.87	FINAL	N/A	
2019	FHWA	LEO PALACE BRIDGE & PAGO BAY BRIDGE SCOUR COUNTERMEASURE		5101F191068B107	9/25/2019	5/30/2026	589,876.00	215,297.32	354,578.39	589,875.71	0.29	FINAL	N/A	
2019	FHWA	FONTE INLAND & MERIZO INLAND CULVERT REHABILITATION		5101F191068B108	9/25/2019	5/30/2026	362,235.00	292,192.47	70,042.52	362,234.99	0.01	FINAL	N/A	
2021	FHWA	UNDER PAVEMENT INFRASTRUCTURE RETROFIT		5101F211068DR101	3/29/2021	5/10/2029	74,851,557.05	3,892,887.40	182,311.98	3,875,199.38	70,976,357.67	FINAL	N/A	
2021	FHWA	PORT AUTHORITY OF GUAM AUTO LOT EXPANSION AND SHARED ACCESS ROAD PAVEMENT		5101F211068B113	8/17/2021	11/18/2024	119,933.50	86,350.25	53,583.25	119,933.50	0.00	FINAL	N/A	EXTENSION ON HOLD PER FHWA STATUS QUO
2021	FHWA	ROUTE 14B (YPAO ROAD) RECONSTRUCTION AND WIDENING (ROUTE 14 TO CARMEN MEMORIAL DR), PHASE 1 CLIFFSIDE		5101F211068B110	9/9/2021	3/14/2026	11,595,468.99	8,866,432.60	2,280,779.47	11,145,212.07	449,256.92	FINAL	N/A	
2022	FHWA	ROUTE 17 REHABILITATION AND WIDENING PHASE 2B (FROM ROUTE 5 TO ROUTE 4A)		5101F221068B114	8/9/2022	5/1/2026	186,175.00	139,619.00	0.00	139,619.00	56,556.00	FINAL	N/A	
2022	FHWA	ISLANDWIDE PRIMARY PAVING AND PAVEMENT MARKINGS		5101F221068B107	8/10/2022	11/23/2026	3,451,436.78	2,298,656.93	1,016,329.24	3,314,986.17	136,450.61	FINAL	N/A	
2022	FHWA	GUAM TRANSPORTATION JOB TRAINING SUPPORT SERVICES (FY2022)		5101F221068B106	8/29/2022	10/29/2024	45,000.00	22,147.34	22,852.66	45,000.00	0.00	FINAL	N/A	PENDING FHWA CLOSEOUT STATUS QUO
2023	FHWA	PROGRAM ADMIN AND OPS FY2024		5101F241068B122	6/1/2023	9/30/2025	2,982,891.00	1,731,835.84	0.00	1,731,835.84	1,251,055.36	FINAL	N/A	PENDING PROJECT CLOSEOUT
2023	FHWA	GUAM TRANSPORTATION JOB TRAINING SUPPORT SERVICES		5101F231068B106	8/23/2023	10/29/2025	20,000.00	0.00	0.00	0.00	20,000.00	FINAL	N/A	PENDING PROJECT WITHDRAWAL
2023	FHWA	ISLANDWIDE PROGRAM MGMT SVCS		5101F231068B116	8/24/2023	8/3/2027	13,589,015.00	9,288,045.43	871,968.57	10,160,015.00	3,400,000.00	FINAL	N/A	
2024	FHWA	NATIONAL SUMMER TRANSPORTATION INSTITUTE (FFY2024)		101-24-1068129	5/22/2024	6/30/2025	25,000.00	25,000.00	0.00	25,000.00	0.00	FINAL	N/A	PENDING PROJECT CLOSEOUT
2024	FHWA	ISLANDWIDE ACCESSIBILITY ACCOMODATION AND DRAINAGE IMPROVEMENTS		101-24-1068124	7/11/2024	3/4/2027	1,382,900.00	0.00	0.00	0.00	1,382,900.00	FINAL	N/A	
2024	FHWA	LEGAL SERVICES (DIRECT COST FOR FEDERAL-AID HIGHWAY PROJECTS) FFY2025		---	8/20/2024	9/30/2026	25,000.00	0.00	0.00	0.00	25,000.00	FINAL	N/A	PENDING ESTABLISHMENT OF ACCOUNT
2024	FHWA	PROGRAM ADMIN AND OPS FY2025		101-25-1068122	9/11/2024	9/30/2029	2,980,398.46	1,897,093.03	6,522.09	1,903,615.12	1,076,783.34	FINAL	N/A	
2025	FHWA	ISLANDWIDE SAFETY IMPROVEMENTS ON PRIMARY ROADS (STRIPING AND MARKING)		101-25-1068126	1/27/2025	7/5/2026	3,281,983.55	1,022,790.88	192,188.96	1,214,979.84	2,067,003.71	FINAL	N/A	
2025	FHWA	ROUTE 1 STRIPING REPAIRS FROM ROUTE 6 (ADELUP) TO ALUPANG TOWERS FROM TYPHOON MAWAR DAMAGE		101-25-1068183	3/20/2025	9/13/2026	829,128.35	661,918.34	132,212.01	794,128.35	35,000.00	FINAL	N/A	
2025	FHWA	ISLANDWIDE TRAFFIC SIGNAL REPAIRS FROM TYPHOON MAWAR DAMAGE		101-25-1068182	3/20/2025	9/5/2027	2,702,359.94	0.00	0.00	0.00	2,702,359.94	FINAL	N/A	
2025	FHWA	PROGRAM ADMINISTRATION AND OPERATIONS FY2026		101-26-1068122	8/18/2025	8/30/2027	2,838,189.79	472,939.07	11,027.28	483,966.35	2,354,203.44	FINAL	N/A	
2025	FHWA	ISLANDWIDE BRIDGE AND ANCILLARY INSPECTION SERVICES		---	8/18/2025	12/29/2029	2,000,000.00	0.00	0.00	0.00	2,000,000.00	FINAL	N/A	PENDING ESTABLISHMENT OF ACCOUNT
2025	FHWA	GUAM TRANSPORTATION JOB TRAINING SUPPORT SERVICES (FY25)		---	8/28/2025	12/31/2027	20,000.00	0.00	0.00	0.00	20,000.00	FINAL	N/A	PENDING ESTABLISHMENT OF ACCOUNT
2025	FHWA	ISLANDWIDE ROUTED ROADS SIGNAGE REPAIRS FROM TYPHOON MAWAR DAMAGE		101-25-1068184	9/4/2025	5/22/2028	2,869,243.43	0.00	0.00	0.00	2,869,243.43	FINAL	N/A	
2026	FHWA	ISLANDWIDE PROGRAM MANAGEMENT SERVICES		101-26-1068116	12/23/2025	9/30/1930	4,000,000.00	0.00	0.00	0.00	4,000,000.00	FINAL	N/A	

TOTAL 228,068,875.38 62,899,194.47 13,703,947.69 76,602,982.16 147,465,893.22

**DEPARTMENT OF PUBLIC WORKS  
FEDERAL GRANTS REGISTRY  
AMERICAN RESCUE PLAN (ARP)  
FISCAL YEAR 2026  
As of March 31, 2026**

Source: GEMIS

Grant Title	CFDA Number	Grant Award No.	Grant Period	Matching Requirement	Original Grant Award Amount	FY 2026 Appropriations	FY 2025 Carry Over Balance	FY 2026 Expenditures	FY 2026 Encumbrances	Available Funds	Actual Federal Reimbursement	Reporting Requirement	Project Status
<b>ADMINISTRATIVE SERVICES DIVISION</b>													
ARPA - DPW Continuing Appropriations		USPL117-2	03/03/21 - 12/31/26	100%	22,050,000.00	-	6,600,100.00	1,568,949.79	5,031,050.21	100.00	-	Jan - Apr - Jul - Oct (Quarter Reporting)	90% Complete as of 03/31/26
CIP Building & Design (Permit Center)		USPL117-2	03/03/21 - 12/31/26	100%		-	-	-	-	0.00	-	Jan - Apr - Jul - Oct (Quarter Reporting)	Completed
Transportation Maintenance		USPL117-2	03/03/21 - 12/31/26	100%		-	357,514.00	357,514.00	-	0.00	-	Jan - Apr - Jul - Oct (Quarter Reporting)	Completed
Bus Operations		USPL117-2	03/03/21 - 12/31/26	100%		-	-	-	-	0.00	-	Jan - Apr - Jul - Oct (Quarter Reporting)	Completed
Building Construction & Facilities Maintenance		USPL117-2	03/03/21 - 12/31/26	100%		-	-	-	-	0.00	-	Jan - Apr - Jul - Oct (Quarter Reporting)	Completed
Division of Highways		USPL117-2	03/03/21 - 12/31/26	100%		-	22,033,843.06	723,089.18	10,753.88	21,300,000.00	-	Jan - Apr - Jul - Oct (Quarter Reporting)	90% Complete as of 03/31/26
<b>Administrative Services Division Total:</b>					<b>\$ 22,050,000.00</b>	<b>\$ -</b>	<b>\$ 28,991,457.06</b>	<b>\$ 2,649,552.97</b>	<b>\$ 5,041,804.09</b>	<b>\$ 21,300,100.00</b>	<b>\$ -</b>		
<b>Total DPW American Rescue Plan Fund:</b>					<b>\$ 22,050,000.00</b>	<b>\$ -</b>	<b>\$ 28,991,457.06</b>	<b>\$ 2,649,552.97</b>	<b>\$ 5,041,804.09</b>	<b>\$ 21,300,100.00</b>	<b>\$ -</b>		

Overall Summary	Original Grant Award Amount	FY 2026 Appropriations	FY 2025 Carry Over Balance	FY 2026 Expenditures	FY 2026 Encumbrances	Available Funds	Actual Federal Reimbursement
Administrative Services Division	\$ 22,050,000.00	\$ -	\$ 28,991,457.06	\$ 2,649,552.97	\$ 5,041,804.09	\$ 21,300,100.00	\$ -
<b>Grand Total:</b>	<b>\$ 22,050,000.00</b>	<b>\$ -</b>	<b>\$ 28,991,457.06</b>	<b>\$ 2,649,552.97</b>	<b>\$ 5,041,804.09</b>	<b>\$ 21,300,100.00</b>	<b>\$ -</b>

OFB/Departmental Funding/Expenditure Fact Sheet  
(AMERICAN RESCUE PLAN FUND)  
OVERALL SUMMARY

Department/Agency Head Certification  
as to the accuracy of information contained herein:  
*[Signature]*  
MAY 2026  
VINCENT P. ARRIGOLA, DPW Director

Department/Agency: DEPARTMENT OF PUBLIC WORKS  
Division/Program: DPW - ARPA  
FIRM/400 Account No.: [REDACTED]

		As of March 31, 2026									
		FY 2026									
Object Class	Appropriation Classification	A	B	C	D	E	F	G	H	I	J
		FY 2026 Appropriations	FY2025 Authorized Lapse Carried Over/ Continued into FY2026	Governor's Transfer +/-	Total Spending Authorized (A + B + C)	Y-T-D Allotment	Expenditures <sup>a</sup>	Encumbrances <sup>a</sup>	Total Expenditures/ Encumbrances (F + G)	Projected Expenditures	Available Projected Balance (J - H - I)
<b>PERSONNEL SERVICES</b>											
111	Regular Salaries / Increments	-	-	-	-	-	-	-	-	-	-
112	Overtime / Special Pay	-	-	-	-	-	-	-	-	-	-
113	Benefits	-	-	-	-	-	-	-	-	-	-
	<b>TOTAL PERSONNEL SERVICES:</b>	\$ -	\$ -	\$ -	\$ -	\$ -	\$ -	\$ -	\$ -	\$ -	\$ -
<b>OPERATIONS</b>											
220	Travel - Off-Island / Local Mileage Reimbursements	-	-	-	-	-	-	-	-	-	-
230	Contractual Services	-	28,633,943	-	28,633,943	28,633,943	2,292,039	5,041,804	7,333,843	21,300,100	-
233	Office Space Rental	-	-	-	-	-	-	-	-	-	-
240	Supplies & Materials	-	-	-	-	-	-	-	-	-	-
250	Equipment	-	-	-	-	-	-	-	-	-	-
270	Workers' Compensation Benefits	-	-	-	-	-	-	-	-	-	-
271	Drug Testing Charges	-	-	-	-	-	-	-	-	-	-
280	Sub-Recipient / Subgrant	-	-	-	-	-	-	-	-	-	-
290	Miscellaneous	-	-	-	-	-	-	-	-	-	-
	<b>TOTAL OPERATIONS:</b>	\$ -	\$ 28,633,943	\$ -	\$ 28,633,943	\$ 28,633,943	\$ 2,292,039	\$ 5,041,804	\$ 7,333,843	\$ 21,300,100	\$ -
<b>UTILITIES</b>											
361	Power	-	-	-	-	-	-	-	-	-	-
362	Water / Sewer	-	-	-	-	-	-	-	-	-	-
363	Telephone / Toll	-	-	-	-	-	-	-	-	-	-
	<b>TOTAL UTILITIES:</b>	\$ -	\$ -	\$ -	\$ -	\$ -	\$ -	\$ -	\$ -	\$ -	\$ -
450	<b>CAPITAL OUTLAY</b>	-	357,514	-	357,514	357,514	357,514	-	357,514	-	-
701	<b>INDIRECT COST</b>	-	-	-	-	-	-	-	-	-	-
	<b>GRAND TOTAL:</b>	\$ -	\$ 28,991,457	\$ -	\$ 28,991,457	\$ 28,991,457	\$ 2,649,553	\$ 5,041,804	\$ 7,691,357	\$ 21,300,100	\$ -

FULL TIME EQUIVALENCIES (FTE's)	As of March 31, 2026			
	Unclassified	Classified	Contract	Other (LTA)
Filled / Warm Bodies	0	0	0	0
Vacant (Funded)	0	0	0	0
<b>TOTAL FTE's</b>	<b>0</b>	<b>0</b>	<b>0</b>	<b>0</b>

<sup>a</sup> a) Indicate on a separate sheet each amount expended for: 1) prior year obligation(s); 2) emergency authorization(s); and 3) promised compensation/acting or detail pay.  
b) Information from GFMS was used to determine the amounts reflected.

OFB/Departmental Funding/Expenditure Fact Sheet  
(AMERICAN RESCUE PLAN FUND)

Department/Agency: DEPARTMENT OF PUBLIC WORKS  
Division/Program: ADMINISTRATIVE SERVICES  
FIRM/400 Account No.: [REDACTED]

		As of March 31, 2026									
		FY 2026									
Object Class	Appropriation Classification	A	B	C	D	E	F	G	H	I	J
		FY 2026 Appropriations	FY2025 Authorized Lapse Carried Over/ Continued into FY2026	Governor's Transfer +/-	Total Spending Authorized (A + B + C)	Y-T-D Allotment	Expenditures <sup>1</sup>	Encumbrances <sup>1</sup>	Total Expenditures/ Encumbrances (F + G)	Projected Expenditures	Available Projected Balance ((J - H - I)
<b>PERSONNEL SERVICES</b>											
111	Regular Salaries / Increments	-	-		-						
112	Overtime / Special Pay:										
113	Benefits:		-								
<b>TOTAL PERSONNEL SERVICES:</b>											
<b>OPERATIONS</b>											
220	Travel - Off-Island / Local Mileage Reimbursements:										
230	Contractual Services:	-	6,600,100		6,600,100	6,600,100	1,568,950	5,031,050	6,600,000	100	-
233	Office Space Rental:										
240	Supplies & Materials:										
250	Equipment:										
270	Workers' Compensation Benefits:										
271	Drug Testing Charges:										
280	Sub-Recipient / Subgrant:										
290	Miscellaneous:										
<b>TOTAL OPERATIONS:</b>		\$ -	\$ 6,600,100	\$ -	\$ 6,600,100	\$ 6,600,100	\$ 1,568,950	\$ 5,031,050	\$ 6,600,000	\$ 100	\$ -
<b>UTILITIES</b>											
361	Power:										
362	Water / Sewer:										
363	Telephone / Toll:										
<b>TOTAL UTILITIES:</b>											
450	<b>CAPITAL OUTLAY</b>										
701	<b>INDIRECT COST</b>										
<b>GRAND TOTAL:</b>		\$ -	\$ 6,600,100	\$ -	\$ 6,600,100	\$ 6,600,100	\$ 1,568,950	\$ 5,031,050.21	\$ 6,600,000	\$ 100	\$ -

		As of March 31, 2026			
FULL TIME EQUIVALENCIES (FTE's)		Unclassified	Classified	Contract	Other (LTA)
Filled / Warm Bodies		0	0	0	0
Vacant (Funded)		0	0	0	0
<b>TOTAL FTE's</b>		0	0	0	0

<sup>1</sup> a) Indicate on a separate sheet each amount expended for: 1) prior year obligation(s); 2) emergency authorization(s); and 3) promised compensation/acting or detail pay.  
b) Information from FIRM/400 was used to determine the amounts reflected.

OFB/Departmental Funding/Expenditure Fact Sheet  
(AMERICAN RESCUE PLAN FUND)

Department/Agency: DEPARTMENT OF PUBLIC WORKS  
Division/Program: TRANSPORTATION MAINTENANCE  
FIRM/400 Account No.: [REDACTED]

		As of March 31, 2026									
		FY 2026									
Object Class	Appropriation Classification	A FY 2026 Appropriations	B FY2025 Authorized Lapse Carried Over/ Continued into FY2026	C Governor's Transfer +/-	D Total Spending Authorized (A + B + C)	E Y-T-D Allotment	F Expenditures <sup>1</sup>	G Encumbrances <sup>1</sup>	H Total Expenditures/ Encumbrances (F + G)	I Projected Expenditures	J Available Projected Balance (D - H - I)
<b>PERSONNEL SERVICES</b>											
111	Regular Salaries / Increments	-	-	-	-	-	-	-	-	-	
112	Overtime / Special Pay	-	-	-	-	-	-	-	-	-	
113	Benefits	-	-	-	-	-	-	-	-	-	
<b>TOTAL PERSONNEL SERVICES:</b>		\$ -	\$ -	\$ -	\$ -	\$ -	\$ -	\$ -	\$ -	\$ -	
<b>OPERATIONS</b>											
220	Travel - Off-Island / Local Mileage Reimbursements	-	-	-	-	-	-	-	-	-	
230	Contractual Services	-	-	-	-	-	-	-	-	-	
233	Office Space Rental	-	-	-	-	-	-	-	-	-	
240	Supplies & Materials	-	-	-	-	-	-	-	-	-	
250	Equipment	-	-	-	-	-	-	-	-	-	
270	Workers' Compensation Benefits	-	-	-	-	-	-	-	-	-	
271	Drug Testing Charges	-	-	-	-	-	-	-	-	-	
280	Sub-Recipient / Subgrant	-	-	-	-	-	-	-	-	-	
290	Miscellaneous	-	-	-	-	-	-	-	-	-	
<b>TOTAL OPERATIONS:</b>		\$ -	\$ -	\$ -	\$ -	\$ -	\$ -	\$ -	\$ -	\$ -	
<b>UTILITIES</b>											
361	Power	-	-	-	-	-	-	-	-	-	
362	Water / Sewer	-	-	-	-	-	-	-	-	-	
363	Telephone / Toll	-	-	-	-	-	-	-	-	-	
<b>TOTAL UTILITIES:</b>		\$ -	\$ -	\$ -	\$ -	\$ -	\$ -	\$ -	\$ -	\$ -	
450	<b>CAPITAL OUTLAY</b>	-	357,514	-	357,514	357,514	357,514	-	357,514	-	
701	<b>INDIRECT COST</b>	-	-	-	-	-	-	-	-	-	
<b>GRAND TOTAL:</b>		\$ -	\$ 357,514.00	\$ -	\$ 357,514.00	\$ 357,514.00	\$ 357,514.00	\$ -	\$ 357,514.00	\$ -	

As of March 31, 2026				
FULL TIME EQUIVALENCIES (FTE's)	Unclassified	Classified	Contract	Other (LTA)
Filled / Warm Bodies	0	0	0	0
Vacant (Funded)	0	0	0	0
<b>TOTAL FTE's</b>	<b>0</b>	<b>0</b>	<b>0</b>	<b>0</b>

<sup>1/</sup> a) Indicate on a separate sheet each amount expended for: 1) prior year obligation(s); 2) emergency authorizations(s); and 3) promised compensation/acting or detail pay.  
b) Information from CFMIS was used to determine the amounts reflected.

OFB/Departmental Funding/Expenditure Fact Sheet  
(AMERICAN RESCUE PLAN FUND)

Department/Agency: DEPARTMENT OF PUBLIC WORKS  
Division/Program: HIGHWAY MAINTENANCE AND CONSTRUCTION  
FIRM/408 Account No: [REDACTED]

		As of March 31, 2026									
		FY 2026									
Object Class	Appropriation Classification	A	B	C	D	E	F	G	H	I	J
		FY 2026 Appropriations	FY2025 Authorized Lapse Carried Over/ Continued into FY2026	Governor's Transfer +/-	Total Spending Authorized (A + B + C)	Y-T-D Allotment	Expenditures <sup>1/</sup>	Encumbrances <sup>1/</sup>	Total Expenditures/ Encumbrances (F + G)	Projected Expenditures	Available Projected Balance (D - H - I)
<b>PERSONNEL SERVICES</b>											
111	Regular Salaries / Increments:	-			-				-	-	-
112	Overtime / Special Pay:	-			-				-	-	-
113	Benefits:	-			-				-	-	-
<b>TOTAL PERSONNEL SERVICES:</b>		\$ -	\$ -	\$ -	\$ -	\$ -	\$ -	\$ -	\$ -	\$ -	\$ -
<b>OPERATIONS</b>											
220	Travel - Off-Island / Local Mileage Reimbursements:	-			-				-	-	-
230	Contractual Services:	-	22,033,843		22,033,843	22,033,843	723,089	10,754	733,843	21,300,000	-
233	Office Space Rental:	-			-				-	-	-
240	Supplies & Materials:	-			-				-	-	-
250	Equipment:	-			-				-	-	-
270	Workers' Compensation Benefits:	-			-				-	-	-
271	Drug Testing Charges:	-			-				-	-	-
280	Sub-Recipient / Subgrant:	-			-				-	-	-
290	Miscellaneous:	-			-				-	-	-
<b>TOTAL OPERATIONS:</b>		\$ -	\$ 22,033,843	\$ -	\$ 22,033,843	\$ 22,033,843	\$ 723,089	\$ 10,754	\$ 733,843	\$ 21,300,000	\$ -
<b>UTILITIES</b>											
361	Power:	-			-				-	-	-
362	Water / Sewer:	-			-				-	-	-
363	Telephone / Toll:	-			-				-	-	-
<b>TOTAL UTILITIES:</b>		\$ -	\$ -	\$ -	\$ -	\$ -	\$ -	\$ -	\$ -	\$ -	\$ -
450	<b>CAPITAL OUTLAY</b>	-			-				-	-	-
701	<b>INDIRECT COST</b>	-			-				-	-	-
<b>GRAND TOTAL:</b>		\$ -	\$ 22,033,843.06	\$ -	\$ 22,033,843.06	\$ 22,033,843.06	\$ 723,089.18	\$ 10,753.88	\$ 733,843.06	\$ 21,300,000.00	\$ -

FULL TIME EQUIVALENCIES (FTE's)	As of March 31, 2026			
	Unclassified	Classified	Contract	Other (LTA)
Filled / Warm Bodies	0	0	0	0
Vacant (Funded)	0	0	0	0
<b>TOTAL FTE's</b>	<b>0</b>	<b>0</b>	<b>0</b>	<b>0</b>

<sup>1/</sup> a) Indicate on a separate sheet each amount expended for: 1) prior year obligation(s); 2) emergency authorization(s); and 3) promised compensation/retiree or detail pay.  
b) Information from CFMIS was used to determine the amounts reflected.

**DEPARTMENT OF PUBLIC WORKS  
FEDERAL GRANTS REGISTRY  
U.S. DEPARTMENT OF INTERIOR (USDOI)  
FISCAL YEAR 2026  
As of March 31, 2026**

Source: GFMS

Grant Title	CFDA Number	Grant Award No.	Grant Period	Matching Requirement	Original Grant Award Amount	FY 2026 Appropriations	FY 2025 Carry Over Balance	FY 2026 Expenditures	FY 2026 Encumbrances	Available Funds	Actual Federal Reimbursement	Reporting Requirement	Project Status
<b>CAPITAL IMPROVEMENT PROJECTS</b>													
USDOI (OIA) RJB Complex Phase II	15.875	Guam-CIP-2017-5 D17AP00119	10/01/16 - 09/30/25	100%	578,000.00	-	-	-	15,999.99	(15,999.99)	-	June 30 and December 31	100% Complete as of 12/30/2025
FY25 DOI CIP-DPW Southern HS Drainage Project	15.875	Guam-CIP-2025-1 D25AP00224	6/1/25 - 5/30/30	100%	5,249,000.00	-	5,249,000.00	-	-	5,249,000.00	-		0% Complete as of 12/30/2025
<b>Capital Improvement Project Total:</b>					<b>\$ 5,827,000.00</b>	<b>\$ -</b>	<b>\$ 5,249,000.00</b>	<b>\$ -</b>	<b>\$ 15,999.99</b>	<b>\$ 5,233,000.01</b>	<b>\$ -</b>		
<b>HIGHWAY MAINTENANCE DIVISION</b>													
USDOI IA Grant - FEDERAL GRANT FUND FISCAL YEAR 2017-DOI IA OPS Offset	15.875	D17AF00038 / Guam-CI-2017-2	10/01/16 - 09/30/26	100%	186,100.00	-	210,850.00	-	186,100.00	24,750.00	-	June 30 and December 31	0% Complete as of 12/30/2025
DOI IA Grant - FY21 IA OPS Offset #2 (DPW)	15.875	GUAMCI2021-2	12/14/20 - 9/30/27	100%	850,000.00	-	461,002.98	-	1,805.96	459,197.02	-	June 30 and December 31	100% Complete as of 6/30/23
DOI IA Grant - FY23 IA OPS Offset	15.875	GUAM-CI-2023-2 D23AF00002	10/15/2022 - 9/30/2027	100%	336,000.00	-	336,000.00	-	336,000.00	0.00	-		0% Complete as of 12/30/2025
<b>Highway Maintenance Total:</b>					<b>\$ 1,372,100.00</b>	<b>\$ -</b>	<b>\$ 1,007,852.98</b>	<b>\$ -</b>	<b>\$ 523,905.96</b>	<b>\$ 483,947.02</b>	<b>\$ -</b>		
<b>TRANSPORTATION MAINTENANCE</b>													
DOI IA Grant - Maintenance Assistance Program TM & Fleet Support Program	15.875	MAP-GUAM-2022-4 D22AP00128	6/24/22 - 9/30/26	100%	205,664.00	-	88,142.79	2,205.10	-	85,937.69	-	June 30 and December 31	75% Complete as of 12/30/2025
<b>Transportation Maintenance Total:</b>					<b>\$ 205,664.00</b>	<b>\$ -</b>	<b>\$ 88,142.79</b>	<b>\$ 2,205.10</b>	<b>\$ -</b>	<b>\$ 85,937.69</b>	<b>\$ -</b>		
<b>Total DPW USDOI Federal Grants:</b>					<b>\$ 7,404,764.00</b>	<b>\$ -</b>	<b>\$ 6,344,995.77</b>	<b>\$ 2,205.10</b>	<b>\$ 539,905.95</b>	<b>\$ 5,802,884.72</b>	<b>\$ -</b>		

Overall Summary	Original Grant Award Amount	FY 2026 Appropriations	FY 2025 Carry Over Balance	FY 2026 Expenditures	FY 2026 Encumbrances	Available Funds	Actual Federal Reimbursement
Capital Improvement Projects Division	\$ 5,827,000.00	\$ -	\$ 5,249,000.00	\$ -	\$ 15,999.99	\$ 5,233,000.01	\$ -
Highway Maintenance Division	\$ 1,372,100.00	\$ -	\$ 1,007,852.98	\$ -	\$ 523,905.96	\$ 483,947.02	\$ -
Transportation Maintenance Division	\$ 205,664.00	\$ -	\$ 88,142.79	\$ 2,205.10	\$ -	\$ 85,937.69	\$ -
<b>Grand Total:</b>	<b>\$ 7,404,764.00</b>	<b>\$ -</b>	<b>\$ 6,344,995.77</b>	<b>\$ 2,205.10</b>	<b>\$ 539,905.95</b>	<b>\$ 5,802,884.72</b>	<b>\$ -</b>



**Office of Finance and Budget  
DEPARTMENTAL FEDERAL FUNDING ABSTRACT**

**Department/Agency** DEPARTMENT OF PUBLIC WORKS  
**Division/Program:** HIGHWAYS

<b>Fiscal Year 2026</b>										
<b>As of March 31, 2026</b>										
<i>Grant Title</i>	<i>CFDA No.</i>	<i>Grant Award No.</i>	<i>Original Grant Award Received</i>	<i>Grant Period</i>	<i>Indirect Cost Applied for/ Amount Received</i>	<i>Expenditures <sup>1/</sup></i>	<i>Encumbrances <sup>1/</sup></i>	<i>Funds Available</i>	<i>FY 2026 Actual Federal Reimbursement</i>	<i>No. of FTE's Funded</i>
USDOJ/OIA - FY17 IA OPS Offset [REDACTED] (100% Federal Continuing)	15.875	D17AF00038 Guam-CI-2017-2	\$ 186,100.00	10/01/16 - 09/30/26	\$ 210,850.00	\$ -	\$ 186,100.00	\$ 24,750.00	\$ -	0
USDOJ - FY 2021-DOI IA OPS Offset [REDACTED] (100% Federal Continuing)	15.875	GUAMCI2021-2	\$ 850,000.00	12/14/20 - 09/30/27	\$ 461,002.98	\$ -	\$ 1,805.96	\$ 459,197.02	\$ -	0
USDOJ - FY 2023-DOI IA OPS Offset [REDACTED] (100% Federal Continuing)	15.875	GUAMCI2021-2	\$ 336,000.00	10/15/22 - 09/30/27	\$ 336,000.00	\$ -	\$ 336,000.00	\$ -	\$ -	0
<b>Total:</b>						\$ -	\$ 523,905.96	\$ 483,947.02	\$ -	

<sup>1/</sup>If a grant is a continuing grant from previous years, indicate only in this column, the expenditures/encumbrances which occurred in FY 2026 (10/01/25 to 3/31/26)

Information from GFMIS was used to determine the amounts reflected.



**DEPARTMENT OF PUBLIC WORKS  
FEDERAL GRANTS REGISTRY  
SUB-GRANTEES (FEDERAL)  
FISCAL YEAR 2026  
As of March 31, 2026**

Source: GFMS

<i>Account Name</i>	<i>Authorization Number</i>	<i>Sub-Grant Period</i>	<i>Matching Requirement</i>	<i>Original Sub-Grantee Amount</i>	<i>FY 2026 Appropriations</i>	<i>FY 2025 Carry Over Balance</i>	<i>FY 2026 Expenditures</i>	<i>FY 2026 Encumbrances</i>	<i>Available Funds</i>	<i>Project Status</i>
<b>CAPITAL IMPROVEMENT PROJECTS</b>										
Public Health Level 2/3 Lab [REDACTED]	W220201001	3/21/2022 - 11/29/2026	100%	27,000,000.00	-	8,937,549.02	1,987,991.02	4,457,201.95	2,492,356.05	0% Complete as of 12/31/25
<b>Capital Improvement Project Total:</b>				<b>\$ 27,000,000.00</b>	<b>\$ -</b>	<b>\$ 8,937,549.02</b>	<b>\$ 1,987,991.02</b>	<b>\$ 4,457,201.95</b>	<b>\$ 2,492,356.05</b>	

<i>Additional Sub-Grantees</i>	<i>CFDA Number</i>	<i>Grant Award No.</i>	<i>Original Grant Award Amount</i>	<i>Reporting Requirement</i>	<i>Project Status</i>
DPW Renovation & Repair of Public Gymnasiums, Sport Facilities and Public Restrooms (Phase I and II) [REDACTED]	0	D18AP00081	5,620,000.00		43% complete Phase II
DPW Renovation & Repair of Public Gymnasiums, Sport Facilities and Public Restrooms (Phase III) [REDACTED]	15.875	D22AF00103	3,837,422.00	June 30 and December 31	35% complete

OFB/Departmental Funding/Expenditure Fact Sheet  
SUB-GRANTEE (FEDERAL)

Department/Agency: DEPARTMENT OF PUBLIC WORKS  
Division/Program: CAPITAL IMPROVEMENT PROJECTS / PUBLIC HEALTH LEVEL 2/3 LAB  
FIRM/400 Account No.: [REDACTED] MOU/Work Request No. W220201001

		As of March 31, 2026									
		FY 2026									
Object Class	Appropriation Classification	A	B	C	D	E	F	G	H	I	J
		FY 2026 Appropriations	FY2025 Authorized Lapse Carried Over/ Continued into FY2026	Governor's Transfer +/-	Total Spending Authorized (A + B + C)	Y-T-D Allotment	Expenditures <sup>1</sup>	Encumbrances <sup>1</sup>	Total Expenditures/ Encumbrances (F + G)	Projected Expenditures	Available Projected Balance (D - H - I)
<b>PERSONNEL SERVICES</b>											
111	Regular Salaries / Increments	-	-	-	-	-	-	-	-	-	-
112	Overtime / Special Pay	-	-	-	-	-	-	-	-	-	-
113	Benefits	-	-	-	-	-	-	-	-	-	-
	<b>TOTAL PERSONNEL SERVICES:</b>	\$ -	\$ -	\$ -	\$ -	\$ -	\$ -	\$ -	\$ -	\$ -	\$ -
<b>OPERATIONS</b>											
220	Travel - Off-Island / Local Mileage Reimbursements	-	-	-	-	-	-	-	-	-	-
230	Contractual Services	-	8,937,549	-	8,937,549	8,937,549	3,062,500	4,457,202	7,519,702	1,417,847	-
233	Office Space Rental	-	-	-	-	-	-	-	-	-	-
240	Supplies & Materials	-	-	-	-	-	-	-	-	-	-
250	Equipment	-	-	-	-	-	-	-	-	-	-
270	Workers' Compensation Benefits	-	-	-	-	-	-	-	-	-	-
271	Drug Testing Charges	-	-	-	-	-	-	-	-	-	-
280	Sub-Recipient / Subgrant	-	-	-	-	-	-	-	-	-	-
290	Miscellaneous	-	-	-	-	-	-	-	-	-	-
	<b>TOTAL OPERATIONS:</b>	\$ -	\$ 8,937,549	\$ -	\$ 8,937,549	\$ 8,937,549	\$ 3,062,500	\$ 4,457,202	\$ 7,519,702	\$ 1,417,847	\$ -
<b>UTILITIES</b>											
361	Power	-	-	-	-	-	-	-	-	-	-
362	Water / Sewer	-	-	-	-	-	-	-	-	-	-
363	Telephone / Toll	-	-	-	-	-	-	-	-	-	-
	<b>TOTAL UTILITIES:</b>	\$ -	\$ -	\$ -	\$ -	\$ -	\$ -	\$ -	\$ -	\$ -	\$ -
450	<b>CAPITAL OUTLAY</b>	-	-	-	-	-	-	-	-	-	-
701	<b>INDIRECT COST</b>	-	-	-	-	-	-	-	-	-	-
800	<b>EXPENSE REIMBURSEMENT</b>	-	-	-	-	-	(1,074,509)	-	(1,074,509)	1,074,509	-
	<b>GRAND TOTAL:</b>	\$ -	\$ 8,937,549	\$ -	\$ 8,937,549	\$ 8,937,549	\$ 1,987,991.02	\$ 4,457,201.95	\$ 6,445,192.97	\$ 2,492,356.05	\$ -

As of March 31, 2026				
FULL TIME EQUIVALENCIES (FTE's)	Unclassified	Classified	Contract	Other (LTA)
Filled / Warm Bodies	0	0	0	0
Vacant (Funded)	0	0	0	0
<b>TOTAL FTE's</b>	<b>0</b>	<b>0</b>	<b>0</b>	<b>0</b>

<sup>1</sup> a) Indicate on a separate sheet each amount expended for: 1) prior year obligation(s); 2) emergency authorization(s); and 3) promised compensation/acting or detail pay.  
b) Information from GFNIS Data Warehouse was used to determine the amounts reflected.

OFB/Departmental Funding/Expenditure Fact Sheet  
2022 CLEAN SCHOOL BUS REBATE

Department/Agency: DEPARTMENT OF PUBLIC WORKS  
Division/Program: BUS OPERATIONS DIVISION / 2022 CSB Rebate  
FIRM/400 Account No.: [REDACTED] (Continuing Appropriation)

		As of March 31, 2026									
		FY 2026 Appropriation									
Object Class	Appropriation Classification	A	B	C	D	E	F	G	H	I	J
		FY 2026 Appropriations	FY2025 Authorized Lapse Carried Over/ Continued into FY2026	Governor's Transfer +/-	Total Spending Authorized (A + B + C)	Y-T-D Allotment	Expenditures <sup>1/</sup>	Encumbrances <sup>1/</sup>	Total Expenditures/ Encumbrances (F + G)	Projected Expenditures	Available Projected Balance (D - H - I)
<b>PERSONNEL SERVICES</b>											
111	Regular Salaries / Increments	-	-	-	-	-	-	-	-	-	-
112	Overtime / Special Pay	-	-	-	-	-	-	-	-	-	-
113	Benefits	-	-	-	-	-	-	-	-	-	-
<b>TOTAL PERSONNEL SERVICES:</b>		<b>\$ -</b>	<b>\$ -</b>	<b>\$ -</b>	<b>\$ -</b>	<b>\$ -</b>	<b>\$ -</b>	<b>\$ -</b>	<b>\$ -</b>	<b>\$ -</b>	<b>\$ -</b>
<b>OPERATIONS</b>											
220	Travel - Off-Island / Local Mileage Reimbursements	-	-	-	-	-	-	-	-	-	-
230	Contractual Services:	-	500,000	-	500,000	500,000	-	-	-	500,000	-
233	Office Space Rental	-	-	-	-	-	-	-	-	-	-
240	Supplies & Materials:	-	-	-	-	-	-	-	-	-	-
250	Equipment	-	-	-	-	-	-	-	-	-	-
270	Workers' Compensation Benefits	-	-	-	-	-	-	-	-	-	-
271	Drug Testing Charges:	-	-	-	-	-	-	-	-	-	-
280	Sub-Recipient / Subgrant:	-	-	-	-	-	-	-	-	-	-
290	Miscellaneous	-	-	-	-	-	-	-	-	-	-
<b>TOTAL OPERATIONS:</b>		<b>\$ -</b>	<b>\$ 500,000</b>	<b>\$ -</b>	<b>\$ 500,000</b>	<b>\$ 500,000</b>	<b>\$ -</b>	<b>\$ -</b>	<b>\$ -</b>	<b>\$ 500,000</b>	<b>\$ -</b>
<b>UTILITIES</b>											
361	Power:	-	-	-	-	-	-	-	-	-	-
362	Water / Sewer:	-	-	-	-	-	-	-	-	-	-
363	Telephone / Toll	-	-	-	-	-	-	-	-	-	-
<b>TOTAL UTILITIES:</b>		<b>\$ -</b>	<b>\$ -</b>	<b>\$ -</b>	<b>\$ -</b>	<b>\$ -</b>	<b>\$ -</b>	<b>\$ -</b>	<b>\$ -</b>	<b>\$ -</b>	<b>\$ -</b>
450	<b>CAPITAL OUTLAY</b>	-	9,375,000	-	9,375,000	9,375,000	-	-	-	9,375,000	-
701	<b>INDIRECT COST</b>	-	-	-	-	-	-	-	-	-	-
800	<b>EXPENSE REIMBURSEMENT</b>	-	-	-	-	-	-	-	-	-	-
<b>GRAND TOTAL:</b>		<b>\$ -</b>	<b>\$ 9,875,000</b>	<b>\$ -</b>	<b>\$ 9,875,000</b>	<b>\$ 9,875,000</b>	<b>\$ -</b>	<b>\$ -</b>	<b>\$ -</b>	<b>\$ 9,875,000</b>	<b>\$ -</b>

As of March 31, 2026				
FULL TIME EQUIVALENCIES (FTE's)	Unclassified	Classified	Contract	Other (LTA)
Filled / Warm Bodies	0	0	0	0
Vacant (Funded)	0	0	0	0
<b>TOTAL FTE's</b>	<b>0</b>	<b>0</b>	<b>0</b>	<b>0</b>

<sup>1/</sup> a) Indicate on a separate sheet each amount expended for: 1) prior year obligation(s); 2) emergency authorizations(s); and 3) promised compensation/acting or detail pay.  
b) Information from GFMS was used to determine the amounts reflected.



*The Honorable*  
**LOURDES A. LEON GUERRERO**  
*Maga' Håga - Governor*

*The Honorable*  
**JOSHUA F. TENORIO**  
*Sigundo Maga' Låhi - Lieutenant Governor*



**VINCENT P. ARRIOLA**  
*Director*  
**LINDA J. IBANEZ**  
*Deputy Director*  
**ERNEST G. CANDOLETA, JR.**  
*Deputy Director*

**08 MAY 2026**

The Honorable Frank Blas Jr.  
Speaker, 38<sup>th</sup> Guam Legislature  
Guam Congress Building  
163 W. Chalan Santo Papa  
Hagatna, Guam 96932

**Subject:** Fiscal Year 2026 Second Quarter – Staffing Pattern


**Dear Honorable Speaker:**

*Buenas yan Hafa A'dai!* Transmitted herewith is the Department of Public Works' Staffing Pattern for the FY 2026 Second Quarter (*Year-to-Date*) – (*from the Months of October 1, 2025 thru March 31, 2026*).

This report can be viewed on our website at [www.dpw.guam.gov](http://www.dpw.guam.gov).

Should you require further information or inquiries, please do not hesitate to contact my office at 671-646-3131.

*Si Yu'us Ma'ase!*

  
**VINCENT P. ARRIOLA**

*Attachment(s): Staffing Pattern*

cc: *Governor of Guam*  
*Public Auditor, OPA*  
*Director, BBMR*  
*Director, DOA*

*DLorenzo*

542 North Marine Corps Drive, Tamuning, Guam 96913 • (671) 646-3131 / 647-5055 • Fax (671)649-6178

Government of Guam  
Fiscal Year 2026  
Agency Staffing Pattern Summary  
Updated: 3/31/2026

I ATTEST THAT THE INFORMATION CONTAINED HEREIN IS TRUE AND CORRECT:  
*V. Ariola* 08 MAY 2026  
VINCENT P. ARIOLA, DIRECTOR, DPW DATE

FUNCTIONAL AREA: General Government  
DEPARTMENT / AGENCY: Public Works  
PROGRAM: Summary  
FUND: Summary

Input by Department													Input by Department						
(A)	(B)	(C)	(D)	(E)	(F)	(G)	(H)	(I)	(J)	(K)	(L)	(M)	(N)	(O)	(P)	(Q)	(R)	(S)	
Fund	Program Title	No. of FTE's	Salary	Overtime	Special*	Increment Amt.	(E+F+G+I) Subtotal	Retirement (F * 33.85%)	Reure (DDI) (\$19.01*26PP)	Benefits Social Sec (6.75% * J)	Medicare (1.45% * F)	Life (1/)	Medical (Premium)	Dental (Premium)	Total Benefits (K thru Q)	(J + R)	TOTAL		
<b>GENERAL FUND (GF)</b>																			
Administrative Services (ADM)	Filled Positions	13	535,149	18,085	45,835	44,529	643,598	217,859	6,435	0	9,332	2,431	109,372	3,845	349,274	0	992,871		
	Funded Vacancies	10	0	0	0	0	0	0	0	0	0	0	0	0	0	0	487,220		
	<b>Total ADMINISTRATIVE SERVICES</b>	<b>23</b>	<b>535,149</b>	<b>18,085</b>	<b>45,835</b>	<b>44,529</b>	<b>643,598</b>	<b>217,859</b>	<b>6,435</b>	<b>0</b>	<b>9,332</b>	<b>2,431</b>	<b>109,372</b>	<b>3,845</b>	<b>349,274</b>	<b>0</b>	<b>1,480,093</b>		
Capital Improvement Projects (CIP)	Filled Positions	5	471,924	0	0	2,678	474,602	160,653	2,475	0	6,882	935	63,198	3,098	237,241	0	711,841		
	Funded Vacancies	6	298,517	0	0	0	298,517	101,047	2,970	0	4,328	1,122	43,290	3,324	156,081	0	454,198		
	<b>Total CAPITAL IMPROV PROJ</b>	<b>11</b>	<b>770,441</b>	<b>0</b>	<b>0</b>	<b>2,678</b>	<b>773,119</b>	<b>261,700</b>	<b>5,445</b>	<b>0</b>	<b>11,210</b>	<b>2,057</b>	<b>106,488</b>	<b>6,422</b>	<b>393,322</b>	<b>0</b>	<b>1,166,441</b>		
Transportation Maint Div. (TM)	Filled Positions	16	755,833	46,695	24,943	2,829	830,300	281,057	7,920	0	12,040	2,992	158,113	6,082	468,204	0	1,298,504		
	Funded Vacancies	6	215,339	0	0	0	215,339	72,929	2,125	0	3,124	935	36,075	2,770	118,308	0	333,257		
	<b>Total TRANS. MAINT DIV</b>	<b>22</b>	<b>971,282</b>	<b>46,695</b>	<b>24,943</b>	<b>2,829</b>	<b>1,045,749</b>	<b>353,986</b>	<b>10,395</b>	<b>0</b>	<b>15,164</b>	<b>3,927</b>	<b>194,188</b>	<b>8,852</b>	<b>586,512</b>	<b>0</b>	<b>1,632,261</b>		
<b>TOTAL GF - Filled Positions 34 1762966 64780 70778 50036 1948500 659569 16830 0 28254 6358 330683 13025 1054719 3003220</b>																			
<b>TOTAL GF FUNDED VACANCIES 22 513966 0 0 0 513966 173976 5445 0 7452 2057 79365 6094 274389 1275575</b>																			
<b>TOTAL - GENERAL FUND 56 2276872 64780 70778 50036 2462466 833545 22275 0 35706 8415 410048 19119 1329108 4278795</b>																			
<b>GUAM HIGHWAY FUND (GHF)</b>																			
Administrative Services (ADM)	Filled Positions	4	373,730	0	0	0	373,730	126,507	990	0	5,419	748	33,907	1,212	168,783	0	542,513		
	Funded Vacancies	0	0	0	0	0	0	0	0	0	0	0	0	0	0	0	0		
	<b>Total ADMINISTRATIVE SERVICES</b>	<b>4</b>	<b>373,730</b>	<b>0</b>	<b>0</b>	<b>0</b>	<b>373,730</b>	<b>126,507</b>	<b>990</b>	<b>0</b>	<b>5,419</b>	<b>748</b>	<b>33,907</b>	<b>1,212</b>	<b>168,783</b>	<b>0</b>	<b>542,513</b>		
Bldg Constr & Facilities Maint (BCFM)	Filled Positions	8	337,208	9,727	0	3,834	350,769	118,734	3,960	0	5,086	1,496	48,037	1,026	178,339	0	529,108		
	Funded Vacancies	8	282,406	0	0	0	282,406	95,595	3,960	0	4,095	1,396	57,720	4,432	167,298	0	419,704		
	<b>Total BLDG CONSTR &amp; FAC. MAINT</b>	<b>16</b>	<b>619,614</b>	<b>9,727</b>	<b>0</b>	<b>3,834</b>	<b>633,175</b>	<b>214,329</b>	<b>7,920</b>	<b>0</b>	<b>9,181</b>	<b>2,892</b>	<b>105,757</b>	<b>5,458</b>	<b>345,637</b>	<b>0</b>	<b>978,812</b>		
Highways (HWY)	Filled Positions	47	32,355	467	24	0	32,846	11,118	495	0	476	187	8,190	373	20,799	0	846,834		
	Funded Vacancies	39	29,164	0	0	0	29,164	9,872	495	0	423	187	7,215	554	18,746	0	1,136,071		
	<b>Total HIGHWAY DIVISION</b>	<b>86</b>	<b>61,519</b>	<b>467</b>	<b>24</b>	<b>0</b>	<b>62,010</b>	<b>20,990</b>	<b>990</b>	<b>0</b>	<b>899</b>	<b>374</b>	<b>15,405</b>	<b>927</b>	<b>39,545</b>	<b>0</b>	<b>3,982,905</b>		
<b>TOTAL GHF - Filled Positions 59 743293 10194 24 3834 757345 256359 5445 0 10981 2431 90094 2611 367921 3918435</b>																			
<b>TOTAL GHF - Funded Vacancies 47 311570 0 0 0 311570 105467 4455 0 4318 1683 64935 4986 186044 1385775</b>																			
<b>TOTAL - GUAM HIGHWAY FUND 106 1054863 10194 24 3834 1068915 361826 9900 0 15499 4114 155029 7597 553965 5504330</b>																			
<b>GRAND TOTAL - GENERAL FUND (GF) AND GUAM HIGHWAY FUND (GHF)</b>																			
<b>Filled Positions - GF+GHF 93 2,506,199 74,974 70,802 53,870 2,705,845 915,928 22,275 0 39,235 8,789 420,775 15,636 1,421,681 6,921,675</b>																			
<b>Funded Vacancies - GF+GHF 69 825,536 0 0 0 825,536 279,443 9,900 0 11,970 3,746 144,300 11,080 460,433 2,861,350</b>																			
<b>TOTAL - GHF 162 3,331,735 74,974 70,802 53,870 3,531,381 1,195,371 32,175 0 51,205 12,529 565,077 26,716 1,882,073 9,783,025</b>																			
<b>TERRITORIAL EDUCATION FACILITIES FUND (TEFF)</b>																			
Bus Operations (BO)	Filled Positions	90	37,913	0	205	0	38,118	12,903	495	0	553	187	7,215	554	21,907	0	6,236,494		
	Funded Vacancies	21	472	0	0	0	472	0	0	0	0	0	0	0	0	0	1,129,797		
	<b>Total BUS OPERATIONS (TEFF)</b>	<b>111</b>	<b>38,385</b>	<b>0</b>	<b>205</b>	<b>0</b>	<b>38,118</b>	<b>13,375</b>	<b>495</b>	<b>0</b>	<b>553</b>	<b>187</b>	<b>7,215</b>	<b>554</b>	<b>21,907</b>	<b>0</b>	<b>7,366,291</b>		
<b>TOTAL TEFF - Filled Positions 90 37913 0 205 0 38118 12903 495 0 553 187 7215 554 21907 6236494</b>																			
<b>TOTAL TEFF - Funded Vacancies 21 472 0 0 0 472 0 0 0 0 0 0 0 0 0 0 0 1129797</b>																			
<b>TOTAL - TEFF 92 38385 0 205 0 38118 13375 495 0 553 187 7215 554 21907 7366191</b>																			
<b>DPW BUILDING AND DESIGN FUND (DPWBDF)</b>																			
<b>TOTAL CIP BPD&amp;I - Filled Positions 7 337346 0 0 4231 341577 115624 3465 0 4953 1300 49678 2540 177574 519152</b>																			
<b>TOTAL CIP BPD&amp;I - Funded Vacancies 16 684020 0 0 0 684020 231540 7920 0 9919 2992 115440 8864 376675 1060695</b>																			
<b>Total - CIP BLDG &amp; DSGN FUND 23 1,021,366 0 0 4,231 1,025,597 347,164 11,385 0 14,872 4,301 165,118 11,413 554,250 1,579,847</b>																			
<b>DPW 25% BLDG PERMIT FEE - Filled Positions 0 0 0 0 0 0 0 0 0 0 0 0 0 0 0 0 0 0</b>																			

Government of Guam  
Fiscal Year 2026  
Agency Staffing Pattern Summary  
Updated: 3/31/2026

DPW 25% BLDG PERMIT FEE- Funded Vacancies	2	245,328	0	0	0	245,328	83,044	990	0	3,558	374	14,430	1,108	103,504	348,832
Total - DPW 25% BLDG PERMIT FEE	2	245,328	0	0	0	245,328	83,044	990	0	3,558	374	14,430	1,108	103,504	348,832
<b>TOTAL CIP BP&amp;I &amp; 25% BPF - Filled Positions</b>	<b>7</b>	<b>337,346</b>	<b>0</b>	<b>0</b>	<b>4,231</b>	<b>341,577</b>	<b>115,624</b>	<b>3,465</b>	<b>0</b>	<b>4,953</b>	<b>1,309</b>	<b>49,875</b>	<b>2,540</b>	<b>177,575</b>	<b>519,152</b>
<b>TOTAL CIP BP&amp;I &amp; 25% BPF - Funded Vacancies</b>	<b>18</b>	<b>929,348</b>	<b>0</b>	<b>0</b>	<b>0</b>	<b>929,348</b>	<b>314,584</b>	<b>8,910</b>	<b>0</b>	<b>13,477</b>	<b>3,366</b>	<b>129,870</b>	<b>9,877</b>	<b>480,179</b>	<b>1,409,527</b>
<b>Total - CIP BLDG &amp; DSCN FUND &amp; 25% BPF</b>	<b>25</b>	<b>1,266,694</b>	<b>0</b>	<b>0</b>	<b>4,231</b>	<b>1,270,925</b>	<b>430,208</b>	<b>12,375</b>	<b>0</b>	<b>18,430</b>	<b>4,675</b>	<b>179,545</b>	<b>12,521</b>	<b>657,754</b>	<b>1,928,679</b>

Fund	Program Title	No. of FTE's	Salary	Overtime	Special*	Increment Amt.	(E+F+G+I) Subtotal	Benefits							(J-R) TOTAL	
								Retirement (F * 33.85%)	Retire (DDI) (\$19.01 * 26PP)	Social Sec (6.2% * J)	Medicare (1.45% * F)	Life (L)	Medical (Premium)	Dental (Premium)		Total Benefits (K thru Q)
<b>FEDERAL FUND</b>																
Office of Highway Safety (OHS)	Filled Positions	5	222,389	0	0	4,175	226,564	88,671	1,980	0	3,799	748	22,217	1,861	107,903	336,225
	Funded Vacancies	3	177,467	0	0	0	177,467	60,073	1,485	0	2,980	561	21,645	1,662	88,295	326,663
	<b>Total OHS</b>	<b>8</b>	<b>399,856</b>	<b>0</b>	<b>0</b>	<b>4,175</b>	<b>404,031</b>	<b>148,744</b>	<b>3,465</b>	<b>0</b>	<b>6,768</b>	<b>1,309</b>	<b>43,862</b>	<b>3,523</b>	<b>196,298</b>	<b>662,938</b>
Federal Highway Administration (FHWA)	Filled Positions	21	1,313,691	17,352	0	3,976	1,335,019	451,905	10,395	0	19,356	1,928	222,122	10,121	717,827	2,053,846
	Funded Vacancies	5	323,459	0	0	0	323,459	109,498	2,970	0	4,691	1,122	40,876	3,112	162,261	485,720
	<b>Total FHWA</b>	<b>26</b>	<b>1,637,150</b>	<b>17,352</b>	<b>0</b>	<b>3,976</b>	<b>1,658,478</b>	<b>561,395</b>	<b>13,365</b>	<b>0</b>	<b>24,047</b>	<b>5,050</b>	<b>262,998</b>	<b>13,233</b>	<b>880,088</b>	<b>2,539,566</b>
Division of Highways (HWY-10)	Filled Positions	0	0	0	0	0	0	0	0	0	0	0	0	0	0	0
	Funded Vacancies	0	0	0	0	0	0	0	0	0	0	0	0	0	0	0
	<b>Total HWY-10</b>	<b>0</b>	<b>0</b>	<b>0</b>	<b>0</b>	<b>0</b>	<b>0</b>	<b>0</b>	<b>0</b>	<b>0</b>	<b>0</b>	<b>0</b>	<b>0</b>	<b>0</b>	<b>0</b>	<b>0</b>
<b>TOTAL FEDERAL - Filled Positions</b>		<b>26</b>	<b>1,536,080</b>	<b>17,352</b>	<b>-</b>	<b>8,151</b>	<b>1,561,583</b>	<b>540,576</b>	<b>12,375</b>	<b>-</b>	<b>23,155</b>	<b>4,676</b>	<b>244,239</b>	<b>11,982</b>	<b>835,730</b>	<b>2,389,171</b>
<b>TOTAL FEDERAL - Funded Vacancies</b>		<b>8</b>	<b>500,926</b>	<b>-</b>	<b>-</b>	<b>-</b>	<b>500,926</b>	<b>169,563</b>	<b>4,455</b>	<b>-</b>	<b>7,660</b>	<b>1,683</b>	<b>62,521</b>	<b>4,774</b>	<b>250,656</b>	<b>812,183</b>
<b>TOTAL - FEDERAL</b>		<b>34</b>	<b>2,037,006</b>	<b>17,352</b>	<b>0</b>	<b>8,151</b>	<b>2,062,509</b>	<b>710,139</b>	<b>16,830</b>	<b>0</b>	<b>30,815</b>	<b>6,359</b>	<b>306,860</b>	<b>16,756</b>	<b>1,086,386</b>	<b>3,201,504</b>
<b>GRAND TOTAL - ALL FUNDS</b>																
Filled Positions - ALL FUNDS		216	4,417,538	92,326	71,007	66,252	4,647,123	1,595,031	38,610	-	67,896	14,961	772,086	30,723	2,447,852	16,066,442
Funded Vacancies - ALL FUNDS		97	2,256,282	-	-	-	2,256,810	764,062	23,265	-	33,107	8,789	336,691	25,826	1,191,368	6,213,057
<b>TOTAL - ALL FUNDS</b>		<b>313</b>	<b>6,673,820</b>	<b>92,326</b>	<b>71,007</b>	<b>66,252</b>	<b>6,903,933</b>	<b>2,349,093</b>	<b>61,875</b>	<b>0</b>	<b>101,003</b>	<b>23,750</b>	<b>1,058,697</b>	<b>56,549</b>	<b>3,639,120</b>	<b>22,279,499</b>
<b>GRAND TOTAL</b>		<b>313</b>	<b>6,673,820</b>	<b>92,326</b>	<b>71,007</b>	<b>66,252</b>	<b>6,903,933</b>	<b>2,349,093</b>	<b>61,875</b>	<b>0</b>	<b>101,003</b>	<b>23,750</b>	<b>1,058,697</b>	<b>56,549</b>	<b>3,639,120</b>	<b>22,279,499</b>

Government of Guam  
Fiscal Year 2026  
Agency Staffing Pattern Summary  
Updated: 3/31/2026

[BBMR SP-1]

FUNCTIONAL AREA: General Government  
DEPARTMENT / AGENCY: Public Works  
PROGRAM: Administrative Services Division  
FUND: General Fund: [REDACTED]

Section Legend	DO FM HR RPSA	Director's Office Fiscal Management Human Resources Research, Programming & Implementation	PC WPS SS	Property Control Supply Warehouse Safety & Security
----------------	------------------------	---	-----------------	---

Input by Department											Input by Department									
No.	Pos. No. / Section	Position Title	Name of Incumbent	Grade/ Step	Salary	Overtime	Special*	INCREMENT		Subtotal	Benefits					Medical (Premium)	Dental (Premium)	Total Benefits (K thru N)	(J + R) TOTAL	
								Date	Ami.		Retire (DD1) (E+F+G+I)	Retire (DD1) (E+F+G+I) / (33.85% J)	Retire (DD1) (E+F+G+I) / (\$19.01 * 26PP) J	Social Sec. (6.2% * J)	Medicare (1.45% * J)					Life /
1	4440 / FM	Program Coordinator II in lieu of MA II	Heidi Carlos, 10033	MX-07	62,163	0	\$0	03/07/27	0	62,163	\$21,042	495	0	\$901	187	\$1,192	0	\$13,817	\$95,980	
2	4036	Safety Administrator In lieu Safety Inspector Supv	Benny RS San Nicolas, 60458	NX-02	56,999	0	\$0	04/21/26	1,080	58,079	\$19,860	495	0	\$842	187	\$8,551	\$342	\$30,077	\$88,156	
3	4052 / PC	Property Control Officer	Christine B Babauta, 3214	H-15	51,924	844	\$0	03/14/28	0	\$52,768	\$17,862	495	0	\$765	187	\$4,801	\$342	\$24,452	\$77,220	
4	4085 / S&S	Safety Inspector I	Wylie J Comoda, 63195	HX-02	33,581	2,464	\$4,650	10/20/26	33,581	74,276	\$25,142	495	0	\$1,077	187	\$8,310	\$0	\$35,211	\$109,487	
5	4224 / S&S	Guard	Brady S Gatchalian, 8225	EL-21-12	44,212	2,464	\$6,121	04/26/26	1,548	\$54,345	\$18,396	495	0	\$788	187	\$4,801	\$342	\$25,009	\$79,354	
6	4298	Supply Clerk	Kurt SC Rosario, 10204	E-09	34,244	1,643	\$3,424	04/26/26	543	39,854	\$13,491	495	0	\$578	187	\$4,801	\$342	\$19,894	\$59,748	
7	4363 / S&S	Guard / S&S	Maryjo Hemenway, 69241	EL-21-03	30,955	1,786	\$4,287	12/18/26	1,720	38,748	\$13,116	495	0	\$562	187	\$2,918	\$653	\$26,931	\$75,679	
8	4649	Guard / S&S	Wilbur R. Almeida, 7586	EL-21-02	29,245	1,198	\$4,049	05/12/26	1,720	36,212	\$12,258	495	0	\$525	187	\$8,551	\$0	\$22,016	\$58,228	
9	4685	Guard Supervisor	Scott San Nicolas, 37659	GL-21-02	32,864	1,896	\$4,550	06/17/26	1,935	41,245	\$13,961	495	0	\$598	187	\$4,801	\$342	\$20,384	\$61,629	
10	4674 / WHS	Inventory Mngt Officer	Julio K. Kepwe, 38010	JX-06	45,661	734	\$4,566	08/06/25	288	\$51,249	\$17,348	495	0	\$743	187	\$4,801	\$342	\$23,916	\$75,165	
11	4848 / WHS	Storekeeper II	Vincent R. Mantanona, 22568	IX-04	39,004	1,088	\$3,900	04/07/26	740	\$44,732	\$15,142	495	0	\$649	187	\$4,801	\$394	\$21,668	\$66,400	
12	4978 / S&S	Guard / S&S	Antoinette M S. Benavente, 25016	EL-21-07	37,149	1,984	\$5,144	12/17/26	1,374	\$45,651	\$15,453	495	0	\$662	187	\$1,493	\$404	\$30,694	\$76,345	
13	5222 / S&S	Guard	Manny Bermudes, 10545	EL-21-07	37,149	1,984	\$5,144	01/01/27	0	\$44,277	\$14,988	495	0	\$642	187	\$8,551	\$342	\$25,205	\$69,482	
13	TOTAL FILLED POSITIONS				---	\$535,149	\$18,085	\$45,835	---	\$44,529	\$643,599	\$217,859	\$6,435	\$0	\$9,332	\$2,431	\$109,372	\$3,845	\$349,274	\$992,873

0	TOTAL LIMITED TERM APPOINTMENTS				---	\$0	\$0	\$0	---	\$0	\$0	\$0	\$0	\$0	\$0	\$0	\$0	\$0	\$0	\$0
13	TOTAL FILLED POSITIONS / LIMITED TERM / TEMPORARY APPOINTMENTS				---	\$535,149	\$18,085	\$45,835	---	\$44,529	\$643,599	\$217,859	\$6,435	\$0	\$9,332	\$2,431	\$109,372	\$3,845	\$349,274	\$992,873

FY 2025 VACANT POSITIONS from DOA Recruitment / RESIGNATIONS/PROMOTIONS/RETIREMENTS/TERM																			
1	4287	Supply Supervisor in lieu of Admin Srvc Ofcr	SP 1996 Vacant	LX-01	27,854	0	\$0	N	0	27,854	\$9,428	0	0	\$404	187	\$7,215	\$554	\$17,788	\$45,642
2	4440 / FM	PCII in lieu of MA II (in lieu of Comp Sys Analyst	Vice D. Rivera (SP 2009)	MX-01	34,429	0	\$0	N/A	0	34,429	\$11,654	0	0	\$499	187	\$7,215	\$554	\$20,109	\$54,538
3	4655 / FM	Messenger Clerk in lieu of Blg. Custodian	Vice Dolores C Mendola	DX-01	16,082	0	\$0	N/A	0	16,082	\$5,444	0	0	\$233	187	\$7,215	\$554	\$13,633	\$29,715
4	4205 / FM	Program Coordinator II in lieu of Admin Asst	vice Rosehly A Cruz, 3262	MX-01	34,429	0	\$0	N/A	0	34,429	\$11,654	0	0	\$499	187	\$7,215	\$554	\$20,109	\$54,538
5	4034 / FM	Program Coordinator II	vice Heidi JT Carlos, 10033	MX-01	34,429	0	\$0	N/A	0	34,429	\$11,654	0	0	\$499	187	\$7,215	\$554	\$20,109	\$54,538
6	4902 / S&S	Guard	vice Nathan Perez	EL-21-01	21,166	0	\$0	N/A	0	21,166	\$7,165	0	0	\$307	187	\$7,215	\$554	\$15,428	\$36,594
7	4902 / S&S	Guard / S&S	Vice Peter Jerome J. Mesa	EL-21-01	21,166	0	\$0	N/A	0	21,166	\$7,165	0	0	\$307	187	\$7,215	\$554	\$15,428	\$36,594
8	4340/ADM	Program Coordinator I in lieu of KP I	Arjay Reyes, 10000694	KX-01	41,372	0	\$0	N/A	0	41,372	\$14,004	\$0	0	\$600	\$187	\$7,215	\$554	\$22,560	\$63,932
9	5044 S&S	Safety Inspector III, TA	Diamantino Conceicao, 1202	H-01	32,355	0	\$0	N/A	0	32,355	\$10,952	0	0	\$469	187	\$7,215	\$554	\$19,377	\$51,732
10	5226	MA III (in lieu of MA IV)	Vice L. Olnagan	N-01	38,020	0	\$0	N/A	0	38,020	\$12,870	0	0	\$551	187	\$7,215	\$554	\$21,377	\$59,397
11	4147 / RFPD	Program Coordinator III	Vice Marie G Duarte, 6568	QX-10	0	0	\$0	N/A	0	0	\$0	0	0	\$0	0	\$0	\$0	\$0	\$0
	4134	Buyer Supervisor I	Vice Marilyn Q. Reyes	N-01	0	0	\$0	N/A	0	0	\$0	0	0	\$0	0	\$0	\$0	\$0	\$0
	4002	Blg. Coordinator I, TA	Vice Dolores Mendola, 10009	C-01	0	0	\$0	N/A	0	0	\$0	0	0	\$0	0	\$0	\$0	\$0	\$0
	4306 / FM	Management Analyst I	Vice Maryann B. Chamberlain	K-01	0	0	\$0	N/A	0	0	\$0	0	0	\$0	0	\$0	\$0	\$0	\$0
	4365 / SS	Guard Supervisor	Vice R. Urtalan (SP 2001)	GL-21-01	0	0	\$0	N/A	0	0	\$0	0	0	\$0	0	\$0	\$0	\$0	\$0
	259	Buyer I	Vice Store Keeper I 1999	H-01	0	0	\$0	N/A	0	0	\$0	0	0	\$0	0	\$0	\$0	\$0	\$0
	4656	Buyer II	SP 2000	I-01	0	0	\$0	N/A	0	0	\$0	0	0	\$0	0	\$0	\$0	\$0	\$0
	5018 / WHS	Storekeeper I	Vice Patrick S. Alvarez	H-01	0	0	\$0	N/A	0	0	\$0	0	0	\$0	0	\$0	\$0	\$0	\$0

Government of Guam  
Fiscal Year 2026  
Agency Staffing Pattern Summary  
Updated: 3/31/2026

188MR.SP-11

65024	Storekeeper I	Vice Allan Cruz	H-01	0	0	\$0	N/A	0	0	\$0	0	0	0	0	0	0	0	0	0	
66000 / FM	Controller	Vice Arleen U Pierce	S-01	0	0	\$0	N/A	0	0	\$0	0	0	0	0	0	0	0	0	0	
4031 / FM	Chief of Administration	Vice P Richards	N-01	0	0	\$0	N/A	0	0	\$0	0	0	0	0	0	0	0	0	0	
4287	Administrative Service Officer	SP 1996 Vacant	L-01	0	0	\$0	N/A	0	0	\$0	0	0	0	0	0	0	0	0	0	
4019	Program Coordinator I	vice Kevin C Galvez	KX-01	0	0	\$0	N/A	0	0	\$0	0	0	0	0	0	0	0	0	0	
10	<b>TOTAL VACANT POSITIONS FOR RECRUITMENT</b>					\$301,302	\$0	\$0	01/00/00	\$0	\$301,302	\$101,990	\$0	\$0	\$4,368	\$1,870	\$73,150	\$5,540	\$185,918	\$487,270
23	<b>GRAND TOTAL</b>					\$836,451	\$18,085	\$45,835		\$0	\$944,901	\$319,849	\$6,435	\$0	\$13,700	\$4,301	\$181,522	\$9,385	\$835,192	\$1,480,093

\* Night Differential / Hazardous / Worker's Compensation / etc.  
 \*\* Indicate "LTA" for Limited Term Appointment; "TEMP" for Temporary Appointment; "(UNC)" for Unclassified Appointment; "TDA" for Temporary Duty Assignment next to Position Title; and "TBD" for To Be Determined next to Position Number (where applicable).  
 1/ FY 2026 (current) GovGuam contribution rate of 33.85% for the Government of Guam Retirement is subject to change.  
 2/ FY 2026 (current) GovGuam contribution rate of 5.19% (plus yields) for DBI is subject to change.  
 3/ FY 2026 (current) GovGuam contribution rate of 5.187 (per annum) for Life Insurance is subject to change.

1,271,433  
certified budget

Input by Department											
Special Pay Categories											
(A)	(B)	(C)	(D)	(E)	(F)	(G)	(H)	(I)	(J)	(K)	
No.	Pos. No. / Section	Position Title	Name of Incumbent	Holiday Pay	Nights Differential Pay 10%	Hazard 10%	Hazard 8%	Nurse Sunday Pay 1.5	Nurse Pay 1.5	EMT Pay 15%	(B+E+F+G+H+I+J)
1	4440 / FM	Program Coordinator II in lieu of MA II	Heidi Carlos 10033	0	0	0	0	0	0	0	0
2	4036	Safety Administrator In lieu Safety Inspector Supv	Benny RS San Nicolas, 60458	0	0	0	0	0	0	0	0
3	4052 / PC	Property Control Officer	Christine B Babauta, 3214	0	0	0	0	0	0	0	0
4	4085 / S&S	Safety Inspector I	Wylie J Comoda, 63195	1,292	3,358	0	0	0	0	0	4,650
5	4224 / S&S	Guard	Brady S Gatchalian, 8225	1,700	4,421	0	0	0	0	0	6,121
6	4298	Supply Clerk	Kurt SC Rosario, 10204	0	3,424	0	0	0	0	0	3,424
7	4363 / S&S	Guard / S&S	Maryjo Hemenway, 63241	1,191	3,096	0	0	0	0	0	4,287
8	4649	Guard / S&S	Wilbur R Almeida, 7586	1,125	2,924	0	0	0	0	0	4,049
9	4685	Guard Supervisor	Scott San Nicolas, 37659	1,264	3,286	0	0	0	0	0	4,550
10	4674 / WHS	Inventory Mngt Officer	Julio K Kepwe, 38010	0	4,566	0	0	0	0	0	4,566
11	4848 / WHS	Storekeeper II	Vincent R Mantanona, 22568	0	3,900	0	0	0	0	0	3,900
12	4978 / S&S	Guard / S&S	Antoinette M S Benante, 25016	1,429	3,715	0	0	0	0	0	5,144
13	5222 / S&S	Guard	Manny Bermudes, 10545	1,429	3,715	0	0	0	0	0	5,144
13	<b>TOTAL FILLED POSITIONS</b>			\$9,430	\$36,405	\$0	\$0	\$0	\$0	\$0	\$45,835
0	<b>TOTAL LIMITED TERM APPOINTMENTS</b>			\$0	\$0	\$0	\$0	\$0	\$0	\$0	\$0
43	<b>TOTAL FILLED POSITIONS / LIMITED TERM / TEMPORARY APPOINTMENTS</b>			\$9,430	\$36,405	\$0	\$0	\$0	\$0	\$0	\$45,835
1	4287	Supply Supervisor in lieu of Admin Srvc Ofr	SP 1996 Vacant								
2	4440 / FM	PCII in lieu of MA II (in lieu of Comp Sys Analyst)	Vice D Rivera (SP 2009)								
3	4655 / FM	Messenger Clerk in lieu of Bldg Custodian	Vice Dolores C Mendiola								
4	4205 / FM	Program Coordinator II in lieu of Admin Asst	vice Roselily A Cruz, 3262								
5	4024 / FM	Program Coordinator II	vice Heidi JT Carlos, 10033								
6	4902 / S&S	Guard	vice Nathan Perez								
7	4902 / S&S	Guard / S&S	Vice Peter Jerome J Mesa								
8	4340/ADM	Program Coordinator I in lieu of KP I	Arjay Reyes, 1000094								
9	5044 S&S	Safety Inspector III, TA	Diamantino Conceicao, 1202								
10	5226	MA III (in lieu of MA IV)	Vice L Olnagan								
11	4134 / FM	Program Coordinator III	vice Maria U Duang, 6550								
			Vice Marilyn Q Reyes								
4134	Buyer Supervisor I		Vice SP 1996								
4002	Bldg Custodian I, TA		vice Dolores Mendiola, 10009								
4306 / FM	Management Analyst I		Vice Maryann B Chamberlain								
4365 / SS	Guard Supervisor		Vice R Untalan (SP 2001)								
259	Buyer I		Vice Store Keeper I 1999								
4656	Buyer II		SP 2000								

Government of Guam  
Fiscal Year 2026  
Agency Staffing Pattern Summary  
Updated: 3/31/2026

	5018 / WHS	Storekeeper I	Vice Patrick S. Alvarez							
	65024	Storekeeper I	Vice Allan Cruz							
	66000 / FM	Controller	Vice Arleen U Pierce							
	4031 / FM	Chief of Administration	Vice P. Richards							
	4287	Administrative Service Officer	SP 1996 Vacant							
	4019	Program Coordinator I	Vice Kevin C. Galvez, 10000617							
10	TOTAL VACANT POSITIONS FOR RECRUITMENT			\$0	\$0	\$0	\$0	\$0	\$0	\$0
23	GRAND TOTAL			\$9,430	\$36,405	\$0	\$0	\$0	\$0	\$45,835

- 1) 10% of regular rate of pay, applicable from 6pm- 6am, employee must work 4 consecutive hours after 6pm for entitlement of the pay
- 2) Applies to law enforcement personnel
- 3) Applies to solid waste employees
- 4) 1 % of regular rate of pay from 12am Friday to 12 midnight Sunday
- 5) 1 % of regular rate of pay on daily work exceeding 8 hours
- 6) Applicable only to Guam Fire Department ambulatory service personnel 15% of regular rate of pay

Government of Guam  
Fiscal Year 2026  
Agency Staffing Pattern Summary  
Updated: 3/31/2026

[BBMR SP-1]

FUNCTIONAL AREA: General Government  
DEPARTMENT/AGENCY: Public Works  
PROGRAM: Capital Improvement Projects  
FUND: General Fund

Section Legend: OCE/AS	Office of Chief Engineer/Administrative Support
BP&I	Building Permits & Inspections
CQC	Construction Quality Control
CA	Contracts Administration
D&A	Design & Analysis
PLN	Planning

Input by Department											Input by Department									
No.	Pos. No. / Section	Position Title	Name of Incumbent	Grade/ Step	Salary	Overtime	Special*	INCREMENT		(J) Subtotal (E+F+G+I)	Benefits					(P) Medical (Premium)	(Q) Dental (Premium)	(R) Total Benefit (K thru N)	(S) (J + R) TOTAL	
								Date	Amt.		Retirement (J * 33.85%) 1/	Retire (DDI) (S19.01 * 26PP) 2/	Social Sec. (6.2% * J)	Medicare 1.45% * J	Life 3/					
1	4131 /D&A	Engineer III (Civil)	Jeri C Calao, 2608	OX-10	83,568	0	\$0	9/6/27	0	83,568	\$28,288	495	0	1,212	187	8,310	486	38,978	122,546	
2	4159 /CA	Engineer Supervisor (Mechanical)	John F Calarayan, 4477	PX-11	95,882	0	\$0	9/30/27	0	95,882	\$32,456	495	0	1,390	187	21,918	653	57,099	152,981	
3	4539 /CA	Engineer II (Civil)	Reynaldo T Junio, 6676	NX-11	77,783	0	\$0	5/12/27	0	77,783	\$26,330	495	0	1,128	187	15,868	653	44,661	122,444	
4	4557 /PLN	Chief Planner	Rudy PL Cabana, 3078	QX-10	101,296	0	\$0	12/2/25	2678	\$ 103,974	\$35,195	495	0	1508	187	8551	653	46589	150563	
5	28003 /PLN	Admin office of civil def.	Charles Esteves, 10121	RX- 11	113,395	0	\$0	12/3/25	0	\$ 113,395	\$38,384	495	0	1644	187	8551	653	49914	163309	
5	<b>TOTAL FILLED POSITIONS</b>				---	\$471,924	\$0	---	\$2,678	\$474,602	\$160,653	\$2,475	\$0	\$6,882	\$935	\$63,198	\$3,098	\$237,241	\$711,843	
0	TBD/OCE-AS	Administrative Assistant	Vice Patricia M Acosta 2/24/2006	JX-01	0	0	0	N/A	0	0	0	0	0	0	0	0	0	0	0	
1	4122 /CQC	Engineer II (Civil)	Vice Triamy O Gonzaga, 1945	NX-01	54,918	0	\$0	N/A	0	54,918	\$18,590	495	0	796	187	7,215	554	27,837	82,755	
2	4075 /D&A	Engineer I (Electrical)	vice Boni B Tacuyan, 11192	LX-01	45,262	0	\$0	N/A	0	45,262	\$15,321	495	0	656	187	7,215	554	24,428	69,690	
3	4129 /PCQC	Engineer III (Architectural)	vice Maryrose M Wilson, 4750	OX-01	60,675	0	\$0	N/A	0	60,675	\$20,538	495	0	880	187	7,215	554	29,869	90,544	
4	5040 /CQC	Construction Inspector II	vice Ralph E Terlaje, 3188	KX-01	41,372	0	\$0	N/A	0	41,372	\$14,004	495	0	600	187	7,215	554	23055	64,427	
	5047 /D&A	Engineer II (Civil)	Vice Rogerlio Capati	NX-01	54,918		\$0		0	54,918	\$18,590	495		796	187	7,215	554	27837	82,755	
5	4544 /CQC	Construction Inspector II	Vice Pablo Lagon 6/08/2023	KX-01	41,372	0	0	N/A	0	41,372	\$14,004	495	0	600	187	7,215	554	23055	64,427	
6	TBD /D&A	Engineer II (Mechanical)	Vacant	NX-01	0	0	0	N/A	0	0	0	0	0	0	0	0	0	0	0	
0	4147 /D&A	Engineer II (Structural)	Vice (use to MA-IV Maria Duarte)	NX-01	0	0	0	N/A	0	0	0	0	0	0	0	0	0	0	0	
0	4614 /D&A	Engineer II (Civil)	Vice Jeri C Calao	NX-01	0	0	0	N/A	0	0	0	0	0	0	0	0	0	0	0	
0	4119 /OCE-AS	Management Analyst IV (in lieu of Engineer Tech II)	Vice Joseph A Babauta	OX-01	0	0	0	N/A	0	0	0	0	0	0	0	0	0	0	0	
0	4014 COE-AS	Management Analyst III	Marlene TA Tydingco, 2332	NX-101	\$0	\$0	\$0	N/A	\$0	\$0	\$0	\$0	\$0	\$0	\$0	\$0	\$0	\$0	\$0	
6	<b>TOTAL VACANT POSITIONS FOR RECRUITMENT</b>				---	\$298,517	\$0	\$0	\$0	\$298,517	\$101,047	\$2,970	\$0	\$4,328	\$1,122	\$43,290	\$3,324	\$156,081	\$454,598	
11	<b>GRAND TOTAL</b>				---	\$770,441	\$0	\$0	---	\$2,678	\$773,119	\$261,700	\$5,445	\$0	\$11,210	\$2,057	\$106,488	\$6,422	\$393,322	\$1,166,441

\* Night Differential / Hazardous / Worker's Compensation / etc.  
 \*\* Indicate "LTA" for Limited Term Appointment; "TEAP" for Temporary Appointment; "(UNC)" for Unclassified Appointment; "TDA" for Temporary Duty Assignment next to Position Title; and "TBD" for To Be Determined next to Position Number (where applicable).  
 1/ FY 2026 (current) GovGuam contribution rate of 33.85% for the Government of Guam Retirement is subject to change.  
 2/ FY 2026 (current) GovGuam contribution rate of \$19.01 (bi-weekly) for DDI is subject to change.  
 3/ FY 2026 (current) GovGuam contribution rate of \$187 (per annum) for Life Insurance is subject to change.

Government of Guam  
Fiscal Year 2026  
Agency Staffing Pattern Summary  
Updated: 3/31/2026

[BBMR SP-1]

Input by Department											
No.	(A) Position Number	(B) Position Title	(C) Name of Incumbent	(D) Holiday Pay	Special Pay Categories						(K) D+E+F+G+H+I+J Subtotal
					(E)	(F)	(G)	(H)	(I)	(J)	
					1/ Night Differential Pay 10%	2/ Hazard 10%	3/ Hazard 8%	4/ Nurse Sunday Pay 1.5	5/ Nurse Pay 1.5	6/ EMT Pay 15%	
1	4131 / D&A	Engineer III (Civil)	Jeri C Calaor, 2608								\$0
2	4159 CA	Engineer Supervisor (Mechanical)	John F Calanayan, 4477								\$0
3	4539 / CA	Engineer II (Civil)	Reynaldo T Junio, 6676								\$0
4	4557 / PLN	Chief Planner	Rudy PL Cabana, 3078								\$0
5	28003 / PLN	Admin office of civil def.	Charles Esteves, 10121								\$0
5	TOTAL FILLED POSITIONS			\$0	\$0	\$0	\$0	\$0	\$0	\$0	\$0
0	TBD / OCE-AS	Administrative Assistant	Vice Patricia M Acosta 2/24/2006	\$0							\$0
1	4122 / CQC	Engineer II (Civil)	Vice Timmy O Gonzaga, 1945	\$0							\$0
2	4075 / D&A	Engineer I (Electrical)	vice Boni B Tacuyan, 11192	\$0							\$0
3	4129 / PCQC	Engineer III (Architectural)	vice Maryrose M Wilson, 4750	\$0							\$0
4	5040 / CQC	Construction Inspector II	vice Ralph E Tertaje, 3188	\$0							\$0
	5047 / D&A	Engineer II (Civil)	Vice Rogerlio Capati	\$0							\$0
5	4544 / CQC	Construction Inspector II	Vice Pablito Ligon 6/08/2023								
6	TBD / D&A	Engineer II (Mechanical)	Vacant								
0	4147 / D&A	Engineer II (Structural)	Vice Joseph MA (V Man) Duran								
0	4614 / D&A	Engineer II (Civil)	Vice Jeri C Calaor								
0	4119 / OCE-AS	of Engineer Tech II	Vice Joseph A Babauta								
0	4014 COE-AS	Management Analyst III	Marlene TA Tydingco, 2332	\$0							\$0
6	TOTAL VACANT POSITIONS FOR RECRUITMENT			\$0							\$0
11	GRAND TOTAL			\$0	\$0	\$0	\$0	\$0	\$0	\$0	\$0

- 1/ 10% of reg. rate, applicable from 6pm-6am, employee must work 4 hours consecutive after 6pm for entitlement of the pay
- 2/ Applies to law enforcement personnel
- 3/ Applies to solid waste employees
- 4/ 1% of reg. rate of pay from 12am Friday to 12 midnight Sunday
- 5/ 1% of reg. rate of pay on daily work exceeding 8 hours
- 6/ Applicable only to GFD ambulatory service personnel. 15% of reg. rate of pay

Government of Guam  
Fiscal Year 2026  
Agency Staffing Pattern Summary  
Updated: 3/31/2026

(BBMR SP-1)

FUNCTIONAL AREA: General Government  
DEPARTMENT / AGENCY: Public Works  
PROGRAM: Transportation Maintenance  
FUND: General Fund

Section Legend: ADM	Administrative Support (Support Services)	BFS	Body & Fender Shop
LAS	Light Auto Shop	PML	Preventive Maintenance - Lube Shop
SHS	Semi-Heavy Shop	SRO-L&R	Production Control Service Desk - Service Repair Order (SRO)
TS	Tire Shop		License & Registration
WS	Wrecker Service		

Input by Department																			Input by Department			
No.	(A) Pos. No. / Section	(B) Position Title	(C) Name of Incumbent	(D) Grade/ Step	(E) Salary	(F) Overtime	(G) Special*	(H) INCREMENT		(J) Subtotal (E+F+G+I)	(K) Retirement (J*33.85%) 1/	(L) Retire (DDI) (\$19.01*26PP) 2/	(M) Benefits			(N) Medicare (1.45% * J)	(O) Life 3/	(P) Medical (Premium)	(Q) Dental (Premium)	(R) Total Benefits (K thru N)	(S) (J + R) TOTAL	
								Date					Social Sec. (6.2% * J)	Life (1.45% * J)								
								Date	Amnt.													
1	4285 / ADM	Transportation Maint Superintendent	Frederick C Fernandez, 3765	OX-12	88,956	0	3,421	6/25/26	941	93,318	\$31,588	495	0	1,353	187	8,551	\$342	42,516	135,834			
2	4286 / SHS	Automotive Mechanic II	William DB Parke, 6459	IX-12	50,979	4,000	1,961	10/8/26	0	56,940	\$19,274	495	0	826	187	21,918	653	43,353	100,293			
3	4288/SHS	Automotive Mechanic II	Anthony B Rosalin, 60798	IX-03	37,580	4,000	1,445	2/5/27	0	43,025	\$14,564	495	0	624	187	8,551	\$342	24,763	67,788			
4	4290 / SHS	Automotive Mechanic II	Victorino I Maza, 10197	IX-09	46,419	4,000	1,785	10/26/26	0	52,204	\$17,671	495	0	757	187	11,192	\$653	30,955	83,159			
5	4305 / LAS	Automotive Mechanic II	Steven V Espinosa, 6156	IX-10	47,891	2,000	1,842	11/25/26	0	51,733	17,512	495	0	750	187	13,493	\$404	32,841	84,574			
6	4307 / ADM	Data Control Clerk I	Leizel Villamor Mira, 10000466	EX-02	26,712	2,000	1,027	8/26/26	169	29,908	10,124	495	0	434	187	6,921	404	18,565	48,473			
7	4325 / SHS	Automotive Mechanic II	Stanslaus Goobpan, 9659	IX-10	47,891	4,000	1,842	10/21/26	0	53,733	\$18,189	495	0	779	187	8,551	\$0	28,201	81,934			
8	4332 / HES	Heavy Equipment Mechanic II	Patrick WP Cruz, 4122	IX-10	47,891	4,000	1,842	7/10/26	887	54,620	\$18,489	495	0	792	187	21,918	653	42,534	97,154			
9	4348 / LAS	Automotive Mechanic II	Andrew Cnsostomo, 10618	IX-08	48,894	4,000	0	3/5/26	832	53,726	\$18,186	495	0	779	187	8,551	\$342	28,540	82,266			
10	4339 / SHS	Automotive Mechanic Supervisor	Mark C Ogo, 2564	LX-08	58,373	4,000	0	2/12/27	0	62,373	\$21,113	495	0	904	187	0	\$0	22,699	85,072			
11	4355 / SHS	Automotive Mechanic II	Kevin A Tainatongo, 4512	IX-14	54,266	4,000	2,087	5/17/27	0	60,353	\$20,429	495	0	875	187	13,493	\$404	35,883	96,236			
12	4383/PC	Automotive Repair Controller	Walter M Lintalan, 60420	IX-03	37,580	4,000	1,445	12/12/26	0	43,025	\$14,564	\$495	0	624	\$187	11,192	653	27,715	70,740			
13	4779 / ADM	Administrative Assistant	Michelle M Quintanilla, 60420	JX-10	52,047	0	2,002	3/11/27	0	54,049	\$18,296	495	0	784	187	0	\$0	19,762	73,811			
14	4866 / SHS	Automotive Service Worker I	Issac Max B Erickson, 10000672	DX-02	24,109	2,000	927	12/23/26	0	27,036	\$9,152	495	0	392	187	\$8,310	\$486	19,022	46,058			
15	5011 / LAS	Automotive Mechanic Supervisor	David P Richards, 5919	LX-10	62,136	4,000	2,390	10/8/27	0	68,526	\$23,196	495	0	994	187	8,551	\$342	33,765	102,291			
15	<b>TOTAL FILLED POSITIONS</b>					\$731,724	\$46,000	\$24,016		\$2,829	\$804,569	\$272,347	\$7,425	\$0	\$11,667	\$2,805	\$151,192	\$5,678	\$451,114	\$1,255,683		
1	4358	Trades Helper / LTA	Gilbert G Alicto	DX-02	24,109	695	927	N/A	0	25,731	8,710	495	0	373	187	6,921	404	17,090	42,821			
1	<b>TOTAL LIMITED TERM / TEMPORARY APPOINTMENTS</b>					\$24,109	\$695	\$927	\$0	\$0	\$25,731	\$8,710	\$495	\$0	\$373	\$187	\$6,921	\$404	\$17,090	\$42,821		
16	<b>TOTAL FILLED POSITIONS / LIMITED TERM / TEMPORARY APPOINTMENT</b>					\$755,833	\$46,695	\$24,943	N/A	\$2,829	\$830,300	\$281,057	\$7,920	\$0	\$12,040	\$2,992	\$158,113	\$6,082	\$468,204	\$1,298,504		
0	4198/ADM	Administrative Assistant	Vice Sandra Perez	J-01	0	0	0	N/A	0	0	0	0	0	0	0	0	0	0	0			
1	4334 / ADM	Administrative Officer	vice Sandra Q Perez, 1669	LX-01	45,262	0	0	N/A	0	45,262	\$15,321	495	0	656	187	7,215	554	24,428	69,690			
2	4333 / SHS	Automotive Mechanic II	Quinn Kargon, 62918	IX-01	34,886	0	0	N/A	0	34,886	\$11,809	495	0	506	187	7,215	554	20,766	55,652			
3	4356 / SHS	Automotive Mechanic Leader	Paul A Perez, 4002	JX-14	58,973	0	0	N/A	0	58,973	\$19,962	495	0	855	187	7,215	\$554	29,268	88,241			
4	4306	Secretary II (Typist)/LTA	Vice Ryan J Cnsostomo	HX-01	32,355	0	0	N/A	0	32,355	10,952	495	0	469	187	7,215	554	19,872	52,227			
0	4288/SHS	Automotive Mechanic II	Vice SP 2000	IX-01	0	0	0	N/A	0	0	0	0	0	0	0	0	0	0	0			
0	4339/SHS	Automotive Mechanic Supervisor	Vice Fred Fernandez	L-01	0	0	0	N/A	0	0	0	0	0	0	0	0	0	0	0			
0	4356/SHS	Automotive Mechanic Leader	Vice Frank Mambusan	J-01	0	0	0	N/A	0	0	0	0	0	0	0	0	0	0	0			
6	4359/PM	Equipment Operator II	Vice Steven V Espinosa	FX-14	43,973	0	0	N/A	0	43,973	\$14,885	495	0	638	187	7,215	\$554	23,974	67,947			
0	4374/LAS	Automotive Mechanic II	Vice SP 2000	H-01	0	0	0	N/A	0	0	0	0	0	0	0	0	0	0	0			
0	4387 / ADM	Transportation Supervisor	Vice Frederick C Fernandez	M-01	0	0	0	N/A	0	0	0	0	0	0	0	0	0	0	0			
0	4388/HS	Heavy Equipment Mechanic II	Vice Ray Quintanilla	I-01	0	0	0	N/A	0	0	0	0	0	0	0	0	0	0	0			
0	4392/HIS	Heavy Equipment Mechanic Leader	Vice SP 2000	J-01	0	0	0	N/A	0	0	0	0	0	0	0	0	0	0	0			
0	5008	Automotive Service Worker II	Charles Vincent A Lintalan, 60513	EX-01	0	0	0	N/A	0	0	0	0	0	0	0	0	0	0	0			
6	<b>TOTAL VACANT POSITIONS FOR RECRUITMENT</b>					\$215,449	\$0	\$0	\$0	\$0	\$215,449	\$72,929	\$2,475	\$0	\$3,124	\$935	\$36,075	\$2,770	\$118,308	\$333,757		
22	<b>GRAND TOTAL</b>					971,282	46,695	24,943	N/A	2,829	1,045,749	353,886	10,395	0	15,164	3,927	194,188	8,852	586,512	1,632,261		

Government of Guam  
Fiscal Year 2026  
Agency Staffing Pattern Summary  
Updated: 3/31/2026

[BBMR SP-1]

\* Night Differential / Hazardous / Worker's Compensation / etc.

\*\* Indicate "LTA" for Limited Term Appointment; "TEMP" for Temporary Appointment; "(UNC)" for Unclassified Appointment; "TDA" for Temporary Duty Assignment next to Position Title; and "TBD" for To Be Determined next to Position Number (where applicable).

1/ FY 2026 (current) Gov Guam contribution rate of 33.85% for the Government of Guam Retirement is subject to change.

2/ FY 2026 (current) Gov Guam contribution rate of \$19.02 (bi-monthly) for DBI is subject to change.

3/ FY 2026 (current) Gov Guam contribution rate of \$107 (per annum) for Life Insurance is subject to change.

Input by Department												
No.	(A) Pos. No. / Section	(B) Position Title	(C) Name of Incumbent	Special Pay Categories								(K) Subtotal (D+E+F+G+H+I+J)
				(D) Holiday Pay	(E) Night Differential Pay 10%	(F) Hazard 10%	(G) Hazard 8%	(H) Nurse Sunday Pay 1.5	(I) Nurse Pay 1.5	(J) EMT Pay 15%		
											1/	
1	4285 / ADM	Transportation Maint. Superintendent	Frederick C Fernandez, 3765	\$3,421	\$0	\$0	\$0	\$0	\$0	\$0	\$0	\$3,421
2	4286 / SHS	Automotive Mechanic II	William DB Parke, 6459	\$1,961	0	0	0	0	0	0	0	\$1,961
3	4288/SHS	Automotive Mechanic II	Anthony B. Rosalin, 60798	\$1,445	0	0	0	0	0	0	0	\$1,445
4	4290 / SHS	Automotive Mechanic II	Victorino I Maza, 10197	\$1,785	0	0	0	0	0	0	0	\$1,785
5	4305 / LAS	Automotive Mechanic II	Steven V Espinosa, 6156	\$1,842	0	0	0	0	0	0	0	\$1,842
6	4307 /ADM	Data Control Clerk I	Leizel Villamor Mira, 10000466	\$1,027	0	0	0	0	0	0	0	\$1,027
7	4325 / SHS	Automotive Mechanic II	Stanislaus Goobpin, 9659	\$1,842	0	0	0	0	0	0	0	\$1,842
8	4332 / HES	Heavy Equipment Mechanic II	Patrick WP Cruz, 4122	\$1,842	0	0	0	0	0	0	0	\$1,842
9	4348 / LAS	Automotive Mechanic II	Andrew Cnsostomo, 10618	\$1,881								
10	4339 / SHS	Automotive Mechanic Supervisor	Mark C. Ogo, 2564	\$2,245								
11	4355 / SHS	Automotive Mechanic II	Kevin A Tanaotongo, 4512	\$2,087	0	0	0	0	0	0	0	\$2,087
12	4383/PC	Automotive Repair Controller	Pracymirice Untalan, 66086	\$1,445	0	0	0	0	0	0	0	\$1,445
13	4779 / ADM	Administrative Assistant	Melanie Se Quintanilla, 66080	\$2,002	0	0	0	0	0	0	0	\$2,002
14	4866 / SHS	Automotive Service Worker I	Issac Max B. Erickson, 10000672	\$927	0	0	0	0	0	0	0	\$927
15	5011 / LAS	Automotive Mechanic Supervisor	David P. Richards, 5919	\$2,390	0	0	0	0	0	0	0	\$2,390
17	TOTAL FILLED POSITIONS			\$28,142	\$0	\$0	\$0	\$0	\$0	\$0	\$0	\$24,016
1	4358	Trades Helper LTA	Gilbert G. Alecto	\$927								\$927
1	TOTAL LIMITED TERM/ TEMPORARY APPOINTMENTS			\$927	\$0	\$0	\$0	\$0	\$0	\$0	\$0	\$927
18	TOTAL FILLED POSITIONS /LIMITED TERM/TEMPORARY APPOINTMENT			\$29,069	\$0	\$0	\$0	\$0	\$0	\$0	\$0	\$24,943
0	4198/ADM	Administrative Assistant	Vice Sandra Perez	\$0	\$0	\$0	\$0	\$0	\$0	\$0	\$0	\$0
1	4334 / ADM	Administrative Officer	vice Sandra Q Perez, 1669	\$0	\$0	\$0	\$0	\$0	\$0	\$0	\$0	\$0
2	4333 / SHS	Automotive Mechanic II	Quinn Kargon, 62918	\$0	\$0	\$0	\$0	\$0	\$0	\$0	\$0	\$0
3	4356 / SHS	Automotive Mechanic Leader	Paul A Perez, 4002	\$0	\$0	\$0	\$0	\$0	\$0	\$0	\$0	\$0
4	4306	Secretary II (Typist)/LTA	Vice Ryan J Cnsostomo	\$0	\$0	\$0	\$0	\$0	\$0	\$0	\$0	\$0
0	4288/SHS	Automotive Mechanic II	Vice SP 2000	\$0	\$0	\$0	\$0	\$0	\$0	\$0	\$0	\$0
0	4339/SHS	Automotive Mechanic Supervisor	Vice Fred Fernandez	\$0	\$0	\$0	\$0	\$0	\$0	\$0	\$0	\$0
0	4356/SHS	Automotive Mechanic Leader	Vice Frank Manibusan	\$0	\$0	\$0	\$0	\$0	\$0	\$0	\$0	\$0
6	4359/PM	Equipment Operator II	Vice Steven V Espinosa	\$0	0	0	0	0	0	0	0	\$0
0	4374/LAS	Automotive Mechanic I	Vice SP 2000	\$0	\$0	\$0	\$0	\$0	\$0	\$0	\$0	\$0
0	4387 / ADM	Transportation Supervisor	Vice Frederick C Fernandez	\$0								\$0
0	4388/HS	Heavy Equipment Mechanic II	Vice Ray Quintanilla	\$0								\$0
0	4392/HS	Heavy Equipment Mechanic Leader	Vice SP 2000									
0	5008	Automotive Service Worker II	Charles Vincent A Untalan, 60513									

Note that the Legislature has taken steps to ensure that any protected personal identifying information has been redacted or excluded in whole or in part in order to protect the privacy of any individual(s) whose information has been included as part of this transmittal.

Government of Guam  
Fiscal Year 2026  
Agency Staffing Pattern Summary  
Updated: 3/31/2026

[BBMR SP-1]

0	<b>TOTAL VACANT POSITIONS FOR RECRUITMENT</b>	\$0	\$0	\$0	\$0	\$0	\$0	\$0	\$0
23	<b>GRAND TOTAL</b>	29,069	0	0	0	0	0	0	24,016

- 1/ 10% of regular rate of pay, applicable from 6pm- 6am, employee must work 4 consecutive hours after 6pm for entitlement of the pay
- 2/ Applies to law enforcement personnel
- 3/ Applies to solid waste employees
- 4/ 1 1/2 % of regular rate of pay from 12am Friday to 12 midnight Sunday
- 5/ 1 1/2 % of regular rate of pay on daily work exceeding 8 hours
- 6/ Applicable only to Guam Fire Department ambulatory service personnel, 15% of regular rate of pay

Government of Guam  
Fiscal Year 2026  
Agency Staffing Pattern Summary  
Updated: 3/31/2026

(BBMR SP-1)

FUNCTIONAL AREA: General Government  
DEPARTMENT / AGENCY: Public Works  
PROGRAM: Bus Operations  
FUND: Guam Educational Facilities Fund

Input by Department										Input by Department																											
(A)	(B)	(C)	(D)	(E)	(F)	(G)	(H)	(I)	(J)	(K)	(L)	(M)	(N)	(O)	(P)	(Q)	(R)	(S)																			
No.	Pos. No. / Section	Position Title I/	Name of Incumbent	Grade/ Step	Salary	Overtime	Special*	INCREMENT		Subtotal	Benefits					Medical (Premium)	Dental (Premium)	Total Benefits (K thru N)	(J + R) TOTAL																		
								Date	Amount		Retirement (J * 33.85%) 2/	Retire (DDI) (519.07 * 100%) 2/	Social Sec. (6.2% * J)	Medicare (1.45% * J)	Life 4/																						
ADMINISTRATIVE SUPPORT																			0																		
1	4700	School Bus Ops Superintendent	Daniel Junior B Quintanilla, 4268	PX-08	87,305	0	472	11/12/26	2,539	90,316	30,572	495	0	1,310	187	8,150	459	41,173	131,489																		
2	4701	Assist. SBO Superintendent	Anthony C. Gumataotao, Jr., 3397	OX-04	68,059	0	368	7/13/26	645	69,072	23,381	495	0	1,002	187	8,150	554	33,769	102,841																		
3	4468	Administrative Aide	Vanessa Ann Quenga 10000746	FX-08	36,458	0	197	9/24/26	621	37,276	12,618	495	0	541	187	21,217	742	35,800	73,076																		
4	4763	Management Analyst III	Francine MF Sablan, 10168	NX-05	63,728	0	345	5/16/26	621	64,694	21,899	495	0	938	187	8,150	373	32,042	96,736																		
5	4882	Clerk Typist III	Jenilyn C. Castro, 60575	FX-02	29,340	0	159	4/9/26	526	30,025	10,163	495	0	435	187	4,141	373	15,794	45,819																		
SCHOOL BUS DRIVER SUPERVISOR																			0																		
6	4710	School Bus Driver Supervisor	Anthony K. Portika, 6465	JX-07	47,391	0	256	9/4/26	1,503	49,150	16,637	495	0	713	187	21,217	742	39,991	89,141																		
7	4780	School Bus Driver Supervisor	Pedro C Santos, 3417	JX-12	55,402	0	300	9/4/26	1,758	57,460	19,450	495	0	833	187	0	0	20,965	78,425																		
8	4925	School Bus Driver Supervisor	Justo I Toves, Jr, 8893	JX-10	52,047	0	282	12/14/26	0	52,329	17,713	0	0	759	187	21,217	742	40,618	92,947																		
9	4953	School Bus Driver Supervisor	Tommy J Arceo, 1494	JX-11	53,699	0	290	4/2/26	1,703	55,692	18,852	0	0	808	187	8,150	373	28,370	84,062																		
10	4954	School Bus Driver Supervisor	Steven R Cruz, 3480	JX-12	55,402	0	300	9/7/26	1,758	57,460	19,450	0	0	833	187	0	0	20,470	77,930																		
11	4955	School Bus Driver Supervisor	Eric P. Mansapit, 6205	JX-10	52,047	0	282	4/30/26	1,703	54,032	18,290	495	0	783	187	4,141	373	24,269	78,301																		
School Bus Driver Leader																			0																		
12	4684	School Bus Driver Leader	Glenn I. Diego, 1457	IX-11	49,412		267	5/13/26	1,567	51,246	17,347	495	0	743	187	8,150	0	26,922	78,168																		
SCHOOL BUS DRIVER																			0																		
13	4707	School Bus Driver	Simon S. Macaraeg Jr., 11263	HX-07	40,443	0	219	6/3/26	428	41,090	13,909	495	0	596	187	12,977	459	28,623	69,713																		
14	4724	School Bus Driver	Jerry C Cruz, 8785	HX-11	45,826	0	248	10/18/27	0	46,074	15,596	495	0	668	187	8,150	0	25,096	71,170																		
15	4729	School Bus Driver	Daniel J Leon Guerrero, 7121	HX-22	64,432	0	348	9/26/26	0	64,780	21,928	495	0	939	187	8,150	554	32,253	97,033																		
16	4731	School Bus Driver	Richard Santos, Jr, 10812	HX-07	40,443	0	219	2/28/25	856	41,518	14,054	495	0	602	187	0	0	15,338	56,856																		
17	4734	School Bus Driver	Abraham M Triarte, 6154	HX-09	43,050	0	233	12/14/26	0	43,283	14,651	495	0	628	187	21,217	742	37,920	81,203																		
18	4738	School Bus Driver	Anthony S Manibusan 8201	HX-10	44,417	0	240	4/25/27	0	44,657	15,116	495	0	648	187	4,141	373	20,960	65,617																		
19	4745	School Bus Driver	Herbert J Gogue, 3550	HX-08	41,727	0	226	8/28/26	221	42,174	14,276	0	0	612	187	21,217	742	37,034	79,208																		
20	4746	School Bus Driver	James E Haun, 9546	HX-09	43,050	0	233	4/28/26	684	43,967	14,883	495	0	638	187	0	0	16,203	60,170																		
21	4749	School Bus Driver	Michael A Peredo-, 11259	HX-07	40,443	0	219	5/27/26	535	41,197	13,945	495	0	597	187	21,217	742	37,183	78,380																		
22	4752	School Bus Driver	Nash-Ian NQ Rivera, 60240	HX-03	34,853	0	189	6/19/26	440	35,482	12,011	495	0	514	187	9,794	742	23,743	59,225																		
23	4754	School Bus Driver	Therese SN Agon, 25026	HX-07	40,443	0	219	1/1/27	0	40,662	13,764	495	0	590	187	8,150	0	23,186	63,848																		
24	4761	School Bus Driver	Darren A. Fukuda, 60044	HX-05	37,545	0	203	8/23/26	237	37,985	12,858	495	0	551	187	8,150	373	22,614	60,599																		
25	4765	School Bus Driver	Vincent R Martinez, 6358	HX-11	45,826	0	248	7/17/27	0	46,074	15,596	0	0	668	187	15,290	0	31,741	77,815																		
26	4767	School Bus Driver	Gerry J. Hocog, 7081	HX-03	34,853	0	189	6/19/26	440	35,482	12,011	495	0	514	187	0	0	13,207	48,689																		
27	4775	School Bus Driver	Robert C Toves, 6466	HX-11	45,826	0	248	8/1/27	0	46,074	15,596	495	0	668	187	9,794	742	27,482	73,556																		
28	4781	School Bus Driver	10492	HX-09	43,050	0	233	1/18/27	0	43,283	14,651	0	0	628	187	8,150	373	23,989	67,272																		
29	4782	School Bus Driver	Patricia Iglesias, 60040	HX-05	37,545	0	203	8/23/26	237	37,985	12,858	495	0	551	187	8,150	373	22,614	60,599																		
30	4783	School Bus Driver	Elias Jr S Salas, 6384	HX-11	45,826	0	248	7/12/27	0	46,074	15,596	495	0	668	187	15,290	0	32,236	78,310																		
31	4785	School Bus Driver	Anthony C Samiliano, 7971	HX-10	44,417	0	240	4/18/26	705	45,362	15,355	495	0	658	187	21,217	742	38,654	84,016																		

Government of Guam  
Fiscal Year 2026  
Agency Staffing Pattern Summary  
Updated: 3/31/2026

[BBMR SP-1]

32	4787	School Bus Driver	John A Villagomez, 8598	HX-11	45,826	0	248	3/24/27	0	46,074	15,596	495	0	668	187	8,150	0	25,096	71,170
33	4791	School Bus Driver	Rudy C Camacho, 10094	HX-09	43,050	0	233	5/5/26	570	43,853	14,844	0	0	636	187	8,150	373	24,190	68,043
34	4794	School Bus Driver	Michael LC Salas, 8206	HX-11	45,826	0	248	2/10/28	0	46,074	15,596	495	0	668	187	12,977	459	30,382	76,456
35	4802	School Bus Driver	Joseph Sanchez 10002339	HX-01	32,355	0	175	7/28/26	307	32,837	11,115	495	0	476	187	8,150	742	21,165	54,002
36	4805	School Bus Driver	Alfred M Hamling, 9784	HX-10	44,417	0	240	1/28/27	0	44,657	15,116	495	0	648	187	8,150	373	24,969	69,626
37	4808	School Bus Driver	Darwin E. Apilado, 63099	HX-05	37,545	0	203	9/20/26	119	37,867	12,818	495	0	549	187	4,141	373	18,563	56,430
38	4810	School Bus Driver	Roque C Santos, 7332	HX-11	45,826	0	248	7/29/27	0	46,074	15,596	495	0	668	187	15,290	742	32,978	79,052
39	4816	School Bus Driver	Fred C Pangelinan, 6381	HX-11	45,826	0	248	7/19/27	0	46,074	15,596	0	0	668	187	8,150	0	24,601	70,675
40	4820	School Bus Driver	Leyonna CH Barcinas, 10900	HX-02	33,581		182	8/12/26	212	33,975	11,501	0	0	493	187	8,150	373	20,704	54,679
41	4821	School Bus Driver	Mary Ann C Quenga, 6385	HX-11	45,826	0	248	1/12/27	0	46,074	15,596	0	0	668	187	8,150	373	24,974	71,048
42	4823	School Bus Driver	Gregorio L Castro, 10000430	HX-02	33,581		182	8/1/26	212	33,975	11,501	0	0	493	187	15,290	554	28,025	62,000
43	4834	School Bus Driver	Glenn B. Bejerana, 5692	HX-03	34,853	0	189	6/19/26	440	35,482	12,011	495	0	514	187	0	0	13,207	48,689
44	4835	School Bus Driver	Cheng San Yang, 11249	HX-07	40,443	0	219	5/9/26	535	41,197	13,945	495	0	597	187	8,150	373	23,747	64,944
45	4837	School Bus Driver	Danny T. Taitague, 11468	HX-07	40,443	0	219	10/29/26	0	40,662	13,764	495	0	590	187	0	0	15,036	55,698
46	4838	School Bus Driver	Paul R. Davis 60236	HX-02	33,581	0	182	1/6/26	954	34,717	11,752	495	0	503	187	8,150	373	21,460	56,177
47	4839	School Bus Driver	Paul J. Cruz, 5830	HX-13	48,780	0	264	9/3/27	0	49,044	16,601	0	0	711	187	8,150	373	26,022	75,066
48	4844	School Bus Driver	Augustine Florendo, 11271	HX-07	40,443		219	6/24/26	428	41,090	13,909	495	0	596	187	21,217	373	36,777	77,867
49	4849	School Bus Driver	Michael I Evaristo, 2908	HX-13	48,780	0	264	4/12/26	774	49,818	16,863	0	0	722	187	8,150	373	26,295	76,113
50	4854	School Bus Driver	Frances Jean A. Cruz, 60677	HX-02	33,581	0	182	8/12/26	212	33,975	11,501	495	0	493	187	0	0	12,676	46,651
51	4858	School Bus Driver	Gerald E Dizon, 6488	HX-11	45,826	0	248	7/14/27	0	46,074	15,596	495	0	668	187	5,978	0	22,924	68,998
52	4863	School Bus Driver	Vincent O. Gomez 10000105	HX-03	34,853	0	189	2/26/27	0	35,042	11,862	495	0	508	187	15,290	554	28,896	63,938
53	4865	School Bus Driver	Jesse C Mendiola, 3024	HX-13	48,780	0	264	11/14/27	0	49,044	16,601	0	0	711	187	15,290	554	33,343	82,387
54	4867	School Bus Driver	David S Fejaran, 6490	HX-11	45,826	0	248	8/14/27	0	46,074	15,596	495	0	668	187	4,141	0	21,087	67,161
55	4871	School Bus Driver	Tasha Jean F Reyes-San Nicolas, 60678	HX-02	33,581		182	8/12/26	212	33,975	11,501	495	0	493	187	15,290	554	28,520	62,495
56	4872	School Bus Driver	Dwayne A Guerrero, 6163	HX-11	45,826	0	248	4/7/27	0	46,074	15,596	0	0	668	187	0	742	17,193	63,267
57	4873	School Bus Driver	Ignacio O. Laniyo, 25747	HX-03	34,853	0	189	6/19/26	440	35,482	12,011	495	0	514	187	8,150	0	21,357	56,839
58	4876	School Bus Driver	Ricky FC Iglesias, Jr, 6626	HX-17	55,271	0	299	4/26/27	0	55,570	18,810	495	0	806	187	8,150	373	28,821	84,391
59	4878	School Bus Driver	Brandon M Quidachay 10000	HX-01	32,355	0	175	3/24/26	715	33,245	11,253	495	0	482	187	12,977	373	25,767	59,012
60	4879	School Bus Driver	Joseph J Pangelinan, 3207	HX-11	45,826	0	248	9/24/27	0	46,074	15,596	495	0	668	187	8,150	373	25,469	71,543
61	4880	School Bus Driver	Joaquin C Lujan, 10126	HX-09	43,050	0	233	8/14/27	0	43,283	14,651	495	0	628	187	8,150	373	24,484	67,767
62	4881	School Bus Driver	Jacqueline A Aquino, 10261	HX-09	43,050	0	233	8/14/27	0	43,283	14,651	0	0	628	187	0	0	15,466	58,749
63	4883	School Bus Driver	, 9507	HX-10	44,417	0	240	10/18/26	0	44,657	15,116	495	0	648	187	9,794	742	26,982	71,639
64	4885	School Bus Driver	Joseph S Castro, 10201	HX-09	43,050	0	233	6/14/28	0	43,283	14,651	0	0	628	187	8,150	373	23,989	67,272
65	4888	School Bus Driver	Daniel J Singenes, 9179	HX-10	44,417	0	240	3/24/26	822	45,479	15,395	495	0	659	187	8,150	373	25,259	70,738
66	4891	School Bus Driver	David M Meno, 8148	HX-10	44,417	0	240	1/30/27	0	44,657	15,116	0	0	648	187	0	373	16,324	60,981
67	4898	School Bus Driver	Anthony John Q Santos, 10200	HX-09	43,050	0	233	8/14/27	0	43,283	14,651	495	0	628	187	8,150	373	24,484	67,767
68	4901	School Bus Driver	Vicente N Mesa, 7795	HX-11	45,826	0	248	2/10/28	0	46,074	15,596	495	0	668	187	8,150	373	25,469	71,543
69	4903	School Bus Driver	Ignacio A Sablan, Jr, 5996	HX-10	44,417	0	240	9/2/27	0	44,657	15,116	0	0	648	187	15,290	0	31,241	75,898
70	4904	School Bus Driver	Christian D Badar, 9504	HX-10	44,417	0	240	2/28/27	0	44,657	15,116	495	0	648	187	9,794	742	26,982	71,639
71	4911	School Bus Driver	Anthony W Stone, 9503	HX-10	44,417	0	240	2/28/27	0	44,657	15,116	495	0	648	187	0	0	16,446	61,103
72	4916	School Bus Driver	Timothy PM Manibusan, 112	HX-07	40,443	0	219	12/17/26	0	40,662	13,764	495	0	590	187	0	0	15,036	55,698
73	4929	School Bus Driver	Frankie Q Cepeda, 7323	HX-10	44,417	0	240	1/22/26	1,057	45,714	15,474	495	0	663	187	9,794	0	26,613	72,327
74	4930	School Bus Driver	Thilda Eichi, 60245	HX-03	34,853	0	189	6/19/26	440	35,482	12,011	495	0	514	187	12,977	459	26,643	62,125
75	4933	School Bus Driver	Carl E. Roberto, 37758	HX-03	34,853	0	189	6/20/26	440	35,482	12,011	495	0	514	187	0	0	13,207	48,689
76	4946	School Bus Driver	Romnick A Lastimoza 10000827	HX-01	32,355	0	175	4/7/26	613	33,143	11,219	495	0	481	187	8,150	373	20,905	54,048

Government of Guam  
Fiscal Year 2026  
Agency Staffing Pattern Summary  
Updated: 3/31/2026

[BBMR SP-1]

77	4947	School Bus Driver	Anthony A. Torres, 10000090	HX-03	34,853	0	189	2/26/27	0	35,042	11,862	495	0	508	187	7,215	0	20,267	55,309
78	4948	School Bus Driver	Anthony J Manibusan, 7673	HX-11	45,826	0	248	2/16/28	0	46,074	15,596	495	0	668	187	8,150	373	25,469	71,543
79	4949	School Bus Driver	John LM Castro, 8309	HX-11	45,826	0	248	9/24/27	0	46,074	15,596	0	0	668	187	12,977	0	29,428	75,502
80	4952	School Bus Driver	James H Francisco, 7211	HX-09	43,050	0	233	8/14/27	0	43,283	14,651	495	0	628	187	8,150	373	24,484	67,767
81	4958	School Bus Driver	James A Lee, 10017	HX-09	43,050	0	233	8/14/27	0	43,283	14,651	0	0	628	187	5,978	742	22,186	65,469
82	4963	School Bus Driver	Derrick C Taitano, 10683	HX-08	41,727	0	226	3/14/26	772	42,725	14,462	495	0	620	187	8,150	373	24,287	67,012
83	4965	School Bus Driver	Artemio Jr P Salomes, 10096	HX-08	41,727	0	226	5/17/26	551	42,504	14,388	495	0	616	187	5,978	459	22,123	64,627
84	4981	School Bus Driver	Leetrica F Kakas, 6468	HX-10	44,417	0	240	3/24/26	822	45,479	15,395	495	0	659	187	9,794	742	27,272	72,751
85	5100	School Bus Driver	Richard TM Pangelinan, 10268	HX-08	41,727	0	226	4/12/26	684	42,637	14,433	0	0	618	187	0	0	15,238	57,875
86	5103	School Bus Driver	Billy Delgado, Jr, 8200	HX-11	45,826	0	248	9/24/27	0	46,074	15,596	0	0	668	187	12,977	459	29,887	75,961
87	6375	School Bus Driver	Patrick C Cruz, 6375	HX-10	44,417	0	240	3/28/26	822	45,479	15,395	0	0	659	187	12,977	459	29,677	75,156
88	4826	School Bus Driver	Marcelino Bisanen, 60871	HX-01	32,355	0	175	12/15/26	0	32,530	11,011	0	0	472	187	12,977	459	25,106	57,636
89	4720	School Bus Driver	Lawrence Castro, 10002450	HX-01	32,355	0	175	12/15/26	0	32,530	11,011	0	0	472	187	12,977	459	25,106	57,636
90	4790	School Bus Driver	Edward Mendiola, 10002442	HX-01	32,355	0	175	1/26/27	0	32,530	11,011	0	0	472	187	12,977	459	25,106	57,636
90					3,902,825	0	21,120	N/A	32,880	3,956,825	1,339,381	31,185	0	57,380	16,830	803,544	31,349	2,279,669	6,236,494
1	4711	School Bus Driver Supervisor	Vice Anthony C Gumataotao,	J-01	37,913	0	205	N/A	0	38,118	12,903	495	0	553	187	7,215	554	21,907	60,025
	4712	School Bus Driver Supervisor	Vice Vicente C. Santos	J-01	0	0	0	N/A	0	0	0	0	0	0	0	0	0	0	0
2	4732	School Bus Driver	Vice Shad'e R Pitter	H-01	32,355	0	175	N/A	0	32,530	11,011	495	0	472	187	7,215	\$554	19,934	52,464
3	4739	School Bus Driver	Vice Albertjon Guerrero	H-01	32,355	0	175	N/A	0	32,530	11,011	495	0	472	187	7,215	\$554	19,934	52,464
4	4740	School Bus Driver	Vice Manuel Salas	H-01	32,355	0	175	N/A	0	32,530	11,011	495	0	472	187	7,215	\$554	19,934	52,464
5	4743	School Bus Driver	Vice Steve S Andrew	H-01	32,355	0	175	N/A	0	32,530	11,011	0	0	472	187	7,215	\$554	19,439	51,969
	4750	School Bus Driver Leader	Vice Michael T Guerrero	I-01	0	0	0	N/A	0	0	0	0	0	0	0	0	0	0	0
6	4751	School Bus Driver	Vice Bailee Sablan	H-01	32,355	0	175	N/A	0	32,530	11,011	495	0	472	187	7,215	\$554	19,934	52,464
7	4764	School Bus Driver	Vice William R Taimanglo	H-01	32,355	0	175	N/A	0	32,530	11,011	495	0	472	187	7,215	\$554	19,934	52,464
8	4768	School Bus Driver	Vice Bruce M. Fejeran	H-01	32,355	0	175	N/A	0	32,530	11,011	495	0	472	187	7,215	\$554	19,934	52,464
9	4771	School Bus Driver	Vice Roke SN Quintanilla	H-01	32,355	0	175	N/A	0	32,530	11,011	495	0	472	187	7,215	\$554	19,934	52,464
10	4772	School Bus Driver	Vice Kenneth A Naputi	H-01	32,355	0	175	N/A	0	32,530	11,011	495	0	472	187	7,215	\$554	19,934	52,464
	4786	School Bus Driver	Vice Tyrone O Ongesii	H-01	0	0	0	N/A	0	0	0	0	0	0	0	0	0	0	0
11	4790	School Bus Driver	Vice Gary Borja	H-01	32,355	0	175	N/A	0	32,530	11,011	495	0	472	187	7,215	\$554	19,934	52,464
	4793	School Bus Driver	Vice Andrew S Mantanona	H-01	0	0	0	N/A	0	0	0	0	0	0	0	0	0	0	0
	4799	School Bus Driver	Vice Rufino P Sunga	H-01	0	0	0	N/A	0	0	0	0	0	0	0	0	0	0	0
	4801	School Bus Driver	Guerrero	H-01	0	0	0	N/A	0	0	0	0	0	0	0	0	0	0	0
	4803	School Bus Driver	Vice Kargon M. Quinn	H-01	0	0	0	N/A	0	0	0	0	0	0	0	0	0	0	0
	4819	School Bus Driver	Vice Darryl J Spearman	H-01	0	0	0	N/A	0	0	0	0	0	0	0	0	0	0	0
	4825	School Bus Driver	Vice Francisco M Rosario	H-01	0	0	0	N/A	0	0	0	0	0	0	0	0	0	0	0
	4827	School Bus Driver	Vice Mark DS Aflague	H-01	0	0	0	N/A	0	0	0	0	0	0	0	0	\$0	\$0	0
	4827	School Bus Driver	Vice Elmer M Santa Maria	H-01	0	0	0	N/A	0	0	0	0	0	0	0	0	0	0	0
	4850	School Bus Driver	Vice Vincent LG Borja	H-01	0	0	0	N/A	0	0	0	0	0	0	0	0	0	0	0
	4864	School Bus Driver Leader	Vice Justo I Toves, Jr	I-01	0	0	0	N/A	0	0	0	0	0	0	0	0	0	0	0
	4874	School Bus Driver	Vice Cristito L Cali, Jr	J-01	0	0	0	N/A	0	0	0	0	0	0	0	0	0	0	0
	4875	School Bus Driver	Vice Matauto Lizama	H-01	0	0	0	N/A	0	0	0	0	0	0	0	0	0	0	0
12	4892	School Bus Driver	Vice Michael Castro	H-01	32,355	0	175	N/A	0	32,530	11,011	495	0	472	187	7,215	\$554	19,934	52,464
	4896	School Bus Driver	Vice David F Aguon	H-01	0	0	0	N/A	0	0	0	0	0	0	0	0	0	0	0
	4909	School Bus Driver	Vice Patrick Cruz	H-01	0	0	0	N/A	0	0	0	0	0	0	0	0	0	0	0
	4925	School Bus Driver Supervisor	Vice Dennis R Flores	J-01	0	0	0	N/A	0	0	0	0	0	0	0	0	0	0	0

Government of Guam  
Fiscal Year 2026  
Agency Staffing Pattern Summary  
Updated: 3/31/2026

[BBMR SP-1]

13	4915	School Bus Driver	Vice Karl Mendiola	H-01	32,355	0	175	N/A	0	32,530	11,011	495	0	472	187	7,215	\$554	19,934	52,464	
	4932	School Bus Driver	Vice Glenn I Diego	H-01	0	0	0	N/A	0	0	0	0	0	0	0	0	0	0	0	
14	4936	School Bus Driver	Vice Gregory P. Castro	H-01	32,355	0	175	N/A	0	32,530	11,011	495	0	472	187	7,215	\$554	19,934	52,464	
	4941	Leader)	Vice Anthony R. Quintanilla	J-01	0	0	0	N/A	0	0	0	0	0	0	0	0	0	0	0	
	4944	School Bus Driver	Vice George Cruz	H-01	0	0	0	N/A	0	0	0	0	0	0	0	0	0	0	0	
15	4945	School Bus Driver	Vice Vincent Castro	H-01	32,355	0	175	N/A	0	32,530	11,011	495	0	472	187	7,215	\$554	19,934	52,464	
	4967	School Bus Driver	Vice Justin M Sablan	H-01	0	0	264	N/A	0	0	0	0	0	0	0	0	0	0	0	
16	4744	School Bus Driver	10002338	HX-01	32,355	0	0	N/A	0	32,355	10,952	495	0	469	187	7,215	554	19,872	52,227	
17	4831	School Bus Driver	James S. Castro, 9845	HX-09	43,050	0	175	N/A	0	43,225	14,632	495	0	627	187	7,215	554	23,710	66,935	
18	4807	Data Control Clerk II	Amanda S. Pangelinan, 9841	FX-03	30,452	0	233	N/A	649	31,334	10,607	495	0	454	187	7,215	554	19,512	50,846	
19	4926	School Bus Driver	Paul B. Oliva, 2568	HX-13	48,780	0	165	N/A	0	48,945	16,568	495	0	710	187	7,215	554	25,729	74,674	
	4968	School Bus Driver	Vice Vicente D. Mendiola, Jr	H-01	0	0	0	N/A	0	0	0	0	0	0	0	0	0	0	0	
20	4709	School Bus Driver Supervisor	Ricky U. Tageron, 3124	JX-15	60,844	0	233	N/A	0	61,077	20,675	495	0	886	187	7,215	554	30,012	91,089	
21	4836	School Bus Driver	Joel Martinez Sablan, 9906	HX-09	43,050	0	4,054	N/A	0	47,104	15,945	495	0	683	187	21,217	742	39,269	86,373	
21	<b>TOTAL VACANT POSITIONS FOR RECRUITMENT</b>					\$706,364	\$0	\$3,725	N/A	\$649	\$710,474	\$240,491	\$9,405	\$0	\$10,307	\$3,740	\$144,300	\$11,080	\$419,323	\$1,129,797
III	<b>GRAND TOTAL</b>					\$4,609,189	\$0	\$24,845	N/A	\$33,529	\$4,667,299	\$1,579,872	\$40,590	\$0	\$67,687	\$20,570	\$947,844	\$42,429	\$2,698,992	\$7,366,291

\* Night Differential / Hazardous / Worker's Compensation / etc.  
 \*\* Indicate "LTA" for Limited Term Appointment; "TEMP" for Temporary Appointment; "(UNC)" for Unclassified Appointment; "TDA" for Temporary Duty Assignment next to Position Title; and "TBD" for To Be Determined next to Position Number (where applicable)  
 // FY 2026 (current) GovGuam contribution rate of 33.85% for the Government of Guam Retirement is subject to change.  
 // FY 2026 (current) GovGuam contribution rate of 519.01 (bi-weekly) for DBI is subject to change.  
 // FY 2026 (current) GovGuam contribution rate of 5187 (per annum) for Life Insurance is subject to change.

Input by Department												
Special Pay Categories												
No.	(A) Position Number	(B) Position Title	(C) Name of Incumbent	(D) Holiday Pay	(E)	(F)	(G)	(H)	(I)	(J)	(K) Subtotal	
					1/ Night Diff Pay 10%	2/ Hazard 10%	3/ Hazard 8%	4/ Nurse Sun Pay 1.5	5/ Nurse Pay 1.5	6/ EMT Pay 15%		
1	4700	School Bus Ops Superintendent	Daniel Junior B. Quintanilla	0	472	0	0	0	0	0	472	
2	4701	Assist. SBO Superintendent	Anthony C. Guataa, Jr.	0	368	0	0	0	0	0	368	
3	4468	Administrative Aide	Vanessa Ann Quenga	0	197	0	0	0	0	0	197	
4	4763	Management Analyst III	Francine MF Flores	0	345	0	0	0	0	0	345	
5	4882	Clerk Typist III (In lieu of SBD Leader)	Jenilyn C. Castro, 60575	0	159	0	0	0	0	0	159	
<b>SCHOOL BUS DRIVER SUPERVISOR</b>					0							
6	4710	School Bus Driver Supervisor	Anthony Portka	0	256	0	0	0	0	0	256	
7	4780	School Bus Driver Supervisor	Pedro C. Santos	0	300	0	0	0	0	0	300	
8	4925	School Bus Driver Supervisor	Justo I. Toves, Jr	0	282	0	0	0	0	0	282	
9	4953	School Bus Driver Supervisor	Tommy J. Arceo	0	290	0	0	0	0	0	290	
10	4954	School Bus Driver Supervisor	Steven R. Cruz	0	300	0	0	0	0	0	300	
11	4955	School Bus Driver Supervisor	Eric P. Mansapil	0	282	0	0	0	0	0	282	
<b>School Bus Driver Leader</b>												
12	4684	School Bus Driver Leader	Glenn I. Diego, 1457	0	267	0	0	0	0	0	267	
<b>SCHOOL BUS DRIVER</b>												

Government of Guam  
Fiscal Year 2026  
Agency Staffing Pattern Summary  
Updated: 3/31/2026

13	4707	School Bus Driver	Simon S. Macaraeg Jr., 11263	0	219	0	0	0	0	219
14	4724	School Bus Driver	Jery C Cruz, 8785	0	248	0	0	0	0	248
15	4729	School Bus Driver	Daniel J Leon Guerrero, 7121	0	348	0	0	0	0	348
16	4731	School Bus Driver	Richard Santos, Jr, 10812	0	219	0	0	0	0	219
17	4734	School Bus Driver	Abraham M Iriarte, 6154	0	233	0	0	0	0	233
18	4738	School Bus Driver	Anthony S. Manibusan 8201	0	240	0	0	0	0	240
19	4745	School Bus Driver	Herbert J Gogue, 3550	0	226	0	0	0	0	226
20	4746	School Bus Driver	James E Haun., 9546	0	233	0	0	0	0	233
21	4749	School Bus Driver	Michael A Peredo-, 11259	0	219	0	0	0	0	219
22	4752	School Bus Driver	Nash-Ian NQ Rivera, 60240	0	189	0	0	0	0	189
23	4754	School Bus Driver	Therese SN Aguon, 25026	0	219	0	0	0	0	219
24	4761	School Bus Driver	Darren A. Fukuda, 60044	0	203	0	0	0	0	203
25	4765	School Bus Driver	Vincent R. Martinez, 6358	0	248	0	0	0	0	248
26	4767	School Bus Driver	Gerry J. Hocog, 7081	0	189	0	0	0	0	189
27	4775	School Bus Driver	Robert C Toves, 6466	0	248	0	0	0	0	248
28	4781	School Bus Driver	Rodney E Gumataotao, 10492	0	233	0	0	0	0	233
29	4782	School Bus Driver	Patricia Iglesias, 60040	0	203	0	0	0	0	203
30	4783	School Bus Driver	Elias Jr S Salas, 6384	0	248	0	0	0	0	248
31	4785	School Bus Driver	Anthony C Samiliano, 7971	0	240	0	0	0	0	240
32	4787	School Bus Driver	John A Villagomez, 8598	0	248	0	0	0	0	248
33	4791	School Bus Driver	Rudy C Camacho, 10094	0	233	0	0	0	0	233
34	4794	School Bus Driver	Michael LC Salas, 8206	0	248	0	0	0	0	248
35	4802	School Bus Driver	Joseph Sanchez 10002339	0	175	0	0	0	0	175
36	4805	School Bus Driver	Alfred M Hamling, 9784	0	240	0	0	0	0	240
37	4808	School Bus Driver	Darwin E. Apilado, 63099	0	203	0	0	0	0	203
38	4810	School Bus Driver	Roque C Santos, 7332	0	248	0	0	0	0	248
39	4816	School Bus Driver	Fred C Pangelinan, 6381	0	248	0	0	0	0	248
40	4820	School Bus Driver	Leyonna CH Barcinas, 10900	0	182	0	0	0	0	182
41	4821	School Bus Driver	Mary Ann C Quenga, 6385	0	248	0	0	0	0	248
42	4823	School Bus Driver	Gregorio L. Castro, 10000430	0	182	0	0	0	0	182
43	4834	School Bus Driver	Glenn B. Bejerana, 5692	0	189	0	0	0	0	189
44	4835	School Bus Driver	Cheng San Yang, 11249	0	219	0	0	0	0	219
45	4837	School Bus Driver	Danny T. Taitague, 11468	0	219	0	0	0	0	219
46	4838	School Bus Driver	Paul R. Davis 60236	0	182	0	0	0	0	182
47	4839	School Bus Driver	Paul J. Cruz, 5830	0	264	0	0	0	0	264
48	4844	School Bus Driver	Augustine Florendo, 11271	0	219	0	0	0	0	219
49	4849	School Bus Driver	Michael I Evaristo, 2908	0	264	0	0	0	0	264
50	4854	School Bus Driver	Frances Jean A. Cruz, 60677	0	182	0	0	0	0	182
51	4858	School Bus Driver	Gerald E Dizon, 6488	0	248	0	0	0	0	248
52	4863	School Bus Driver	Vincent O. Gomez 10000105	0	189	0	0	0	0	189
53	4865	School Bus Driver	Jesse C Mendiola, 3024	0	264	0	0	0	0	264
54	4867	School Bus Driver	David S Fejaran, 6490	0	248	0	0	0	0	248
55	4871	School Bus Driver	Frances Jean A. Cruz, 60677	0	182	0	0	0	0	182
56	4872	School Bus Driver	Dwayne A Guerrero, 6163	0	248	0	0	0	0	248

Government of Guam  
Fiscal Year 2026  
Agency Staffing Pattern Summary  
Updated: 3/31/2026

57	4873	School Bus Driver	Ignacio O Laniyo, 25747	0	189	0	0	0	0	189
58	4876	School Bus Driver	Ricky FC Iglesias, Jr. 6626	0	299	0	0	0	0	299
59	4878	School Bus Driver	Brandon M Quidachay 10000	0	175	0	0	0	0	175
60	4879	School Bus Driver	Joseph J Pangelinan, 3207	0	248	0	0	0	0	248
61	4880	School Bus Driver	Joaquin C Lujan, 10126	0	233	0	0	0	0	233
62	4881	School Bus Driver	Jacqueline A Aquino, 10261	0	233	0	0	0	0	233
63	4883	School Bus Driver	Journey JM Santos, 9507	0	240	0	0	0	0	240
64	4885	School Bus Driver	Joseph S Castro, 10201	0	233	0	0	0	0	233
65	4888	School Bus Driver	Daniel J Singenes, 9179	0	240	0	0	0	0	240
66	4891	School Bus Driver	David M Meno, 8148	0	240	0	0	0	0	240
67	4898	School Bus Driver	Anthony John Q Santos, 10200	0	233	0	0	0	0	233
68	4901	School Bus Driver	Vicente N Mesa, 7795	0	248	0	0	0	0	248
69	4903	School Bus Driver	Ignacio A Sablan, Jr, 5996	0	240	0	0	0	0	240
70	4904	School Bus Driver	Christian D Badar, 9504	0	240	0	0	0	0	240
71	4911	School Bus Driver	Anthony W Stone, 9503	0	240	0	0	0	0	240
72	4916	School Bus Driver	Timothy PM Manibusan, 112	0	219	0	0	0	0	219
73	4929	School Bus Driver	Frankie Q Cepeda, 7323	0	240	0	0	0	0	240
74	4930	School Bus Driver	Thilda Eichl, 60245	0	189	0	0	0	0	189
75	4933	School Bus Driver	Carl E Roberto, 37758	0	189	0	0	0	0	189
76	4946	School Bus Driver	Romnick A Lastimoza 10000827	0	175	0	0	0	0	175
77	4947	School Bus Driver	Anthony A. Torres, 10000090	0	189	0	0	0	0	189
78	4948	School Bus Driver	Anthony J Manibusan, 7673	0	248	0	0	0	0	248
79	4949	School Bus Driver	John LM Castro, 8309	0	248	0	0	0	0	248
80	4952	School Bus Driver	James H Francisco, 7211	0	233	0	0	0	0	233
81	4958	School Bus Driver	James A Lee, 10017	0	233	0	0	0	0	233
82	4963	School Bus Driver	Derrick C Tataro, 10683	0	226	0	0	0	0	226
83	4965	School Bus Driver	Artemio Jr P Salomes, 10096	0	226	0	0	0	0	226
84	4981	School Bus Driver	Leetrica F Kakas, 6468	0	240	0	0	0	0	240
85	5100	School Bus Driver	Richard TM Pangelinan, 10268	0	226	0	0	0	0	226
86	5103	School Bus Driver	Billy Delgado, Jr, 8200	0	248	0	0	0	0	248
87	6375	School Bus Driver	Patrick C Cruz, 6375	0	240	0	0	0	0	240
88	4826	School Bus Driver	Marcelino Bisanen, 60871		175					175
89	4720	School Bus Driver	Lawrence Castro, 10002450	0	175	0	0	0	0	175
90	4790	School Bus Driver	Edward Mendiola, 10002442	0	175	0	0	0	0	175
90				50	21,120	0	0	0	0	21,120
1	4711	School Bus Driver Supervisor	Vice Anthony C Gumalaotao, Jr		205	0	0	0	0	205
	4712	School Bus Driver Supervisor	Vice Vicente C. Santos		0	0	0	0	0	0
2	4732	School Bus Driver	Vice Shad'e R Pitter		175	0	0	0	0	175
3	4739	School Bus Driver	Vice Albertjon Guerrero		175	0	0	0	0	175
4	4740	School Bus Driver	Vice Manuel Salas		175	0	0	0	0	175
5	4743	School Bus Driver	Vice Steve S Andrew		175	0	0	0	0	175
	4750	School Bus Driver Leader	Vice Michael T Guerrero		0	0	0	0	0	0
6	4751	School Bus Driver	Vice Bailee Sablan		175	0	0	0	0	175
7	4764	School Bus Driver	Vice William R Taimanglo		175	0	0	0	0	175
8	4768	School Bus Driver	Vice Bruce M. Fejeran		175	0	0	0	0	175

Government of Guam  
Fiscal Year 2026  
Agency Staffing Pattern Summary  
Updated: 3/11/2026

9	4771	School Bus Driver	Vice Roke SN Quintanilla		175	0	0	0	0	175
10	4772	School Bus Driver	Vice Kenneth A Naputi		175	0	0	0	0	175
	4786	School Bus Driver	Vice Tyrone O Ongesit		0	0	0	0	0	0
11	4790	School Bus Driver	Vice Gary Borja		175	0	0	0	0	175
	4793	School Bus Driver	Vice Andrew S Mantanona		0	0	0	0	0	0
	4799	School Bus Driver	Vice Rufino P Sunga		0	0	0	0	0	0
	4801	School Bus Driver	Vice Robert M Leon Guerrero		0	0	0	0	0	0
	4803	School Bus Driver	Vice Kargon M. Quinn		0	0	0	0	0	0
	4819	School Bus Driver	Vice Darryl J Spearman		0	0	0	0	0	0
	4825	School Bus Driver	Vice Francisco M Rosario		0	0	0	0	0	0
	4827	School Bus Driver	Vice Mark DS Aflague		0	0	0	0	0	0
	4827	School Bus Driver	Vice Elmer M Santa Maria		0	0	0	0	0	0
	4850	School Bus Driver	Vice Vincent LG Borja		0	0	0	0	0	0
	4864	School Bus Driver Leader	Vice Justo I Toves, Jr		0	0	0	0	0	0
	4874	School Bus Driver	Vice Cristito L Cali, Jr		0	0	0	0	0	0
	4875	School Bus Driver	Vice Matauto Lizama		0	0	0	0	0	0
12	4892	School Bus Driver	Vice Michael Castro		175	0	0	0	0	175
	4896	School Bus Driver	Vice David F Aguon		0	0	0	0	0	0
	4909	School Bus Driver	Vice Patrick Cruz		0	0	0	0	0	0
	4925	School Bus Driver Supervisor	Vice Dennis R Flores		0	0	0	0	0	0
13	4915	School Bus Driver	Vice Karl Mendiola		175	0	0	0	0	175
	4932	School Bus Driver	Vice Glenn I Diego		0	0	0	0	0	0
14	4936	School Bus Driver	Vice Gregory P Castro		175	0	0	0	0	175
	4941	School Bus Driver Supv (in lieu of SBD Leader)	Vice Anthony R Quintanilla		0	0	0	0	0	0
	4944	School Bus Driver	Vice George Cruz		0	0	0	0	0	0
15	4945	School Bus Driver	Vice Vincent Castro		175	0	0	0	0	175
	4967	School Bus Driver	Vice Justin M Sablan		0	0	0	0	0	0
16	4744	School Bus Driver	Rowena B. Duenas 10002338		175	0	0	0	0	175
17	4831	School Bus Driver	James S Castro, 9845		233	0	0	0	0	233
18	4807	Data Control Clerk II	Amanda S. Pangelinan, 9841		165	0	0	0	0	165
19	4926	School Bus Driver	Paul B Oliva, 2568		264	0	0	0	0	264
	4968	School Bus Driver	Vice Vicente D Mendiola, Jr		0	0	0	0	0	0
20	4709	School Bus Driver Supervisor	Ricky U Tajeron, 3124		329					329
21	4836	School Bus Driver	Joel Martinez Sablan, 9906		233	0	0	0	0	233
21	TOTAL VACANT POSITIONS				0	4,054	0	0	0	4,054
111	GRAND TOTAL				0	25,174	0	0	0	25,174

Note that the Legislature has taken steps to ensure that any protected personal information has been redacted or excluded in whole or in part in order to protect the privacy of any individual(s) whose information has been included as part of this transmittal.

Government of Guam  
Fiscal Year 2026  
Agency Staffing Pattern Summary  
Updated: 3/31/2026

FUNCTIONAL AREA: General Government  
DEPARTMENT / AGENCY: Public Works  
PROGRAM: Administrative Services Division  
FUND: Guam Highway Fund

Section Legend:	DO FM HR RPS	Director's Office Fiscal Management Human Resources Research, Programming & Implementation	PC WHS S&S	Property Control Supply Warehouse Safety & Security
-----------------	-----------------------	---	------------------	---

Input by Department											Input by Department									
No.	(A) Pos. No. / Section	(B) Position Title	(C) Name of Incumbent	(D) Grade/ Step	(E) Salary	(F) Overtime	(G) Special*	(H) INCREMENT		(J) (E+F+G+I) Subtotal	Benefits					(P) Medical (Premium)	(Q) Dental (Premium)	(R) Total Benefits (K thru N)	(S) (J + R) TOTAL	
								Date	Amnt.		Retirement (J * 33.85%) 1/	Retire (DDI) \$19.01 * 26PP) 2/	Social Sec. (6.2% * J)	Medicare (1.45% * J)	Life 3/					
											0									
1	4000 / DO	Director (UNC)	Vincent P. Arriola, 10661	EV-10	\$119,186	\$0	\$0	N/A	\$0	\$119,186	\$40,344	\$0	\$0	\$1,728	\$187	\$13,493	\$404	\$56,156	\$175,342	
2	4034 / DO	Deputy Director (UNC)	Linda J. Ibanez, 6071	EU-09	108,471	0	\$0	N/A	0	\$108,471	\$36,717	0	0	\$1,573	187	\$6,921	\$404	\$45,802	\$154,273	
3	210	Deputy Director (UNC)	Ernest G. Candoleta, Jr. 10000080	EU-06	\$98,182	0	\$0	N/A	0	98,182	\$33,235	495	0	\$1,424	187	0	0	\$35,341	\$133,523	
4	4006 / DO	Private Secretary (UNC)	60132	I-10	47,891	0	\$0	N/A	0	\$47,891	\$16,211	495	0	\$694	187	13,493	404	\$31,484	\$79,375	
4	TOTAL FILLED POSITIONS					\$373,730	\$0	\$0		\$0	\$373,730	\$126,507	\$990	\$0	\$5,419	\$748	\$33,907	\$1,212	\$168,783	\$542,513

\* Night Differential / Hazardous / Worker's Compensation / etc.  
 \*\* Indicate "LTA" for Limited Term Appointment; "TEMP" for Temporary Appointment; "(UNC)" for Unclassified Appointment; "TDA" for Temporary Duty Assignment next to Position Title; and "TBD" for To Be Determined next to Position Number (where applicable).  
 1/ FY 2026 (current) Gov Guam contribution rate of 33.85% for the Government of Guam Retirement is subject to change.  
 2/ FY 2026 (current) Gov Guam contribution rate of \$19.01 (bi-weekly) for DDI is subject to change.  
 3/ FY 2024 (current) Gov Guam contribution rate of \$187 (per annum) for Life Insurance is subject to change.

Input by Department											
No.	(A) Pos. No. / Section	(B) Position Title	(C) Name of Incumbent	(D) Holiday Pay	Special Pay Categories						(K) (D+E+F+G+H+I+J) Subtotal
					(E) 1/ Night Differential Pay 10%	(F) 2/ Hazard 10%	(G) 3/ Hazard 8%	(H) 4/ Sunday Pay 1.5	(I) 5/ Nurse Pay 1.5	(J) 6/ EMT Pay 15%	
1	4000 / DO	Director (UNC)	Vincent P. Arriola	\$0	\$0	\$0	\$0	\$0	\$0	\$0	\$0
2	4034 / DO	Deputy Director (UNC)	Linda J. Ibanez	0	0	0	0	0	0	0	0
3	210	Deputy Director (UNC)	Ernest G. Candoleta, Jr	0	0	0	0	0	0	0	0
4	4006 / DO	Private Secretary (UNC)	Donna Marie U. Herrero	0	0	0	0	0	0	0	0
4	TOTAL FILLED POSITIONS				\$0	\$0	\$0	\$0	\$0	\$0	\$0

1/ 10% of regular rate of pay, applicable from 6pm- 6am, employee must work 4 consecutive hours after 6pm for entitlement of the pay  
 2/ Applies to law enforcement personnel  
 3/ Applies to solid waste employees  
 4/ 1 1/2 of regular rate of pay from 12am Friday to 12 midnight Sunday  
 5/ 1 1/2 of regular rate of pay on daily work exceeding 8 hours  
 6/ Applicable only to Guam Fire Department ambulatory service personnel. 15% of regular rate of pay

Government of Guam  
Fiscal Year 2026  
Agency Staffing Pattern Summary  
Updated: 3/31/2026

[BBMR SP-1]

FUNCTIONAL AREA: General Government  
DEPARTMENT / AGENCY: Public Works  
PROGRAM: Building Construction and Facilities Maintenance  
FUND: Guam Highway Fund

Section Legend: DD	Director's Office	PC	Property Control
FM	Fiscal Management	WHS	Supply Warehouse
HR	Human Resources	S&S	Safety & Security
RP&I	Research, Programming & Implementation		

Input by Department										Input by Department										
No.	(A) Pos. No. / Section	(B) Position Title	(C) Name of Incumbent	(D) Grade/ Step	(E) Salary	(F) Overtime	(G) Special*	(H) INCREMENT		(J) Subtotal 1 E+F+G+I	Benefits					(P) Medical (Premium)	(Q) Dental (Premium)	(R) Total Benefits (K thru N)	(S) (J + R) TOTAL	
								Date	Am't		Retirement (J * 33.85%) 1/	Retire (DDI) (519.01 * 26PP) 2/	Social Sec. (6.2% * J)	Medicare (1.45% * J)	Life 3/					
1	4200 / EL	Electrician II	Earl Bascon, 10293	JX-06	45,661	1,317	0	7/28/26	433	47,411	16,049	495	0	687	187	0	0	17,418	64,829	
2	4227 / EL	Electrician Supervisor	Peter SN Concepcion, 3687	LX-15	72,639	2,095	0	9/3/25	192	74,926	25,362	495	0	1,086	187	0	0	27,130	102,056	
3	4232 / C&M	Building Custodian	Julie SN Duenas, 25102	CX-07	27,098	782	0	2/28/27	0	27,880	9,437	495	0	404	187	8,551	342	19,416	47,296	
4	4906 / PL	Plumber II	Christopher AB Lujan, 10879	IX-07	43,608	1,258	0	4/6/27	0	44,866	15,187	495	0	651	187	8,551	342	25,413	70,279	
5	69114 / C&M	Maintenance Worker	Steven JL Cruz, 25029	HX-06	38,967	1,124	0	3/29/26	861	40,952	13,862	495	0	594	187	11,192	0	26,330	67,282	
6	4199 / C&M	Maintenance Worker	Joseph Fernandez, 10000652	HX-01	32,355	933	0	8/25/26	204	33,492	11,337	495	0	486	187	11,192	0	23,697	57,189	
7	69115 / C&M	Maintenance Worker	Wilbert C. San Nicolas, 5824	HX-06	38,967	1,124	0	1/28/27	1,067	41,158	13,932	495	0	597	187	0	0	15,211	56,369	
8	4192	Administrative Assistant	Elsa Mangiona, 25142	JX-01	37,913	1,094	0	1/29/26	1,077	40,084	13,568	495	0	581	187	8,551	342	23,724	63,808	
8	<b>TOTAL FILLED POSITIONS</b>				----	337,208	9,727	0	---	3,834	350,769	118,734	3,960	\$0	5,086	1,496	48,037	1,026	178,339	529,108
1	4155 / AS	Building Maintenance Manager	Vice Dominic G. Muna	MX-01	49,731	0	0	N/A	0	49,731	16,834	495	0	721	187	\$7,215	\$554	26,006	75,737	
2	4171 / RF	Refrigeration Mechanic II	vice Antonio B Mendoza, 1155	IX-03	37,580	0	0	N/A	0	37,580	12,721	495	\$0	545	187	\$7,215	\$554	21,717	59,297	
3	4161 / RF	Refrigeration Mechanic II in Lieu of Ref Mech Ldr	Vice Thomas J. Duenas	IX-01	34,886	0	0	N/A	0	34,886	11,809	495	0	506	187	\$7,215	\$554	20,766	55,652	
4	4180 / CP	Carpenter II	Vice Juan Q Mendiola	IX-01	34,886	0	0	N/A	0	34,886	11,809	495	0	506	187	\$7,215	\$554	20,766	55,652	
5	4183 / CP	Trades Helper	Vice Keony J Castro	DX-01	\$23,229	0	0	N/A	0	23,229	7,863	495	0	337	187	\$7,215	\$554	16,651	39,880	
6	4199 / C&M	Maintenance Worker	Vice Manuel M. Santos, Jr	HX-01	32,355	0	0	N/A	0	32,355	10,952	495	0	469	187	\$7,215	\$554	19,872	52,227	
7	4201 / RF	Refrigeration Mechanic I	Vice Matthew Green	HX-03	34,853	0	0	N/A	0	34,853	11,798	495	0	505	187	\$7,215	\$554	20,754	55,607	
8	4200	Electrician I	Vice Earl Bascon	IX-01	34,886	0	0	N/A	0	34,886	11,809	495	0	506	187	\$7,215	\$554	20,766	55,652	
	4446 / RF	Refrigeration Mechanic II	Vacated by Cruz, Ken	II-02	0	0	0	N/A	0	0	0	0	0	0	0	0	0	0	0	
	4456 / AS	Administrative Officer	Vice Mona M Duenas	LX-01	0	0	0	N/A	0	0	0	0	0	0	0	0	0	0	0	
8	<b>TOTAL VACANT POSITIONS</b>				----	282,406	0	0	----	0	282,406	95,595	3,960	0	4,095	1,496	57,720	4,432	167,298	449,704
16	<b>GRAND TOTAL</b>				----	619,614	9,727	0	0	3,834	633,175	214,329	7,920	0	9,181	2,992	105,757	5,458	345,637	978,812

\* Night Differential / Hazardous / Worker's Compensation / etc.

\*\* Indicate "LTA" for Limited Term Appointment; "TEMP" for Temporary Appointment; "(UNC)" for Unclassified Appointment; "TDA" for Temporary Duty Assignment next to Position Title; and "TBD" for To Be Determined next to Position Number (where applicable).

1/ FY 2026 (current) GovGuam contribution rate of 33.85% for the Government of Guam Retirement is subject to change.

2/ FY 2026 (current) GovGuam contribution rate of \$19.01 (bi-weekly) for Death and Disability Insurance (DDI).

3/ FY 2026 (current) GovGuam contribution rate of \$187 (per annum) for Life Insurance.

Government of Guam  
Fiscal Year 2026  
Agency Staffing Pattern Summary  
Updated: 3/31/2026

[BBMR SP-1]

Input by Department											
Special Pay Categories											
No.	(A) Position Number	(B) Position Title	(C) Name of Incumbent	(D) Holiday Pay	(E)	(F)	(G)	(H)	(I)	(J)	(K) Subtotal
					1/ Night Differential Pay 10%	2/ Hazard 10%	3/ Hazard 8%	4/ Nurse Sunday Pay 1.5	5/ Nurse Pay 1.5	6/ EMT Pay 15%	
1	4200 / EL	Electrician II	Earl Bascon, 10293	0	0	0	0	\$0	0	0	0
2	4227 / EL	Electrician Supervisor	Peter SN Concepcion, 3687	0	0	0	0	\$0	0	0	0
3	4232 / C&M	Building Custodian	Julie SN Duenas, 25102	0	0	0	0	\$0	0	0	0
4	4906 / PL	Plumber II	Christopher AB Lujan, 10879	0	0	0	0	\$0	0	0	0
5	69114 / C&M	Maintenance Worker	Steven JL Cruz, 25029	0	0	0	0	\$0	0	0	0
6	4199 / C&M	Maintenance Worker	Joseph Fernandez, 10000652	0	0	0	0	\$0	0	0	0
7	69115 / C&M	Maintenance Worker	Wilbert C. San Nicolas, 5824	0	0	0	0	\$0	0	0	0
8	4456 / AS	Administrative Assistant	Elsa Mangona, 25142	0	0	0	0	\$0	0	0	0
7	<b>TOTAL FILLED POSITIONS</b>			0	0	0	0	\$0	0	0	0
1	4155 / AS	Building Maintenance Manager	Vice: Dominic G. Muna	0	0	0	0	\$0	0	0	0
2	4171 / RF	Refrigeration Mechanic II	Vice: Antonio B. Penuzoza	0	0	0	0	\$0	0	0	0
3	4161 / RF	Refrigeration Mechanic II in Lieu of Ref Mech Ldr	Vice: Thomas J. Duenas	0	0	0	0	\$0	0	0	0
4	4180 / CP	Carpenter II	Vice: Juan Q. Mendiola	0	0	0	0	\$0	0	0	0
5	4183 / CP	Trades Helper	Vice: Keony J. Castro	0	0	0	0	\$0	0	0	0
6	4192	Administrative Assistant	Elsa Mangona, 25142	0	0	0	0	\$0	0	0	0
7	4199 / C&M	Maintenance Worker	Vice: Manuel M. Santos, Jr	0	0	0	0	\$0	0	0	0
8	4201 / RF	Refrigeration Mechanic I	Vice: Matthew Green	0	0	0	0	\$0	0	0	0
9	4200	Electrician I	Vice: Earl Bascon	0	0	0	0	\$0	0	0	0
	4446 / RF	Refrigeration Mechanic II	Vacated by Cruz, Ken	0	0	0	0	\$0	0	0	0
	4456 / AS	Administrative Officer	Vice: Mona M. Duenas	0	0	0	0	\$0	0	0	0
9	<b>TOTAL VACANT POSITIONS</b>			\$0	\$0	\$0	\$0	\$0	\$0	\$0	\$0
16	<b>GRAND TOTAL</b>			\$0	\$0	\$0	\$0	\$0	\$0	\$0	\$0

- 1/ 10% of regular rate of pay, applicable from 6pm- 6am; employee must work 4 consecutive hours after 6pm for entitlement of the pay
- 2/ Applies to law enforcement personnel
- 3/ Applies to solid waste employees
- 4/ 1 1/2 % of regular rate of pay from 12am Friday to 12 midnight Sunday
- 5/ 1 1/2 % of regular rate of pay on daily work exceeding 8 hours
- 6/ Applicable only to Guam Fire Department ambulatory service personnel; 15% of regular rate of pay

Government of Guam  
Fiscal Year 2026  
Agency Staffing Pattern Summary  
Updated: 3/31/2026

IBBMR SP-11

FUNCTIONAL AREA: General Government  
DEPARTMENT / AGENCY: Public Works  
PROGRAM: Highways  
FUND: Guam Highway Fund / [REDACTED]

Section Legend	BAS	Highways Administrative Services	R0W	Rights of Way
	HC	Highways Construction	TEM	Traffic Engineering Maintenance
	HP	Highways Planning	JMC	Highway Maintenance & Construction
	HE	Highways Easement	HPCC	Highway Programming, Construction & Control

Input by Department											Input by Department										
(A)	(B)	(C)	(D)	(E)	(F)	(G)	(H)	(I)	(J)	(K)	(L)	(M)	(N)	(O)	(P)	(Q)	(R)	(S)			
No.	Pos. No. / Section	Position Title	Name of Incumbent	Grade/ Step	Salary	Overtime	Special*	INCREMENT		(E+F+G+I) Subtotal	Benefits					Medical (Premium)	Dental (Premium)	Total Benefits (K thru N)	(J + R) TOTAL		
								Date	Amnt.		Retirement (J * 33.85% ) /	Retire (DDI) (\$19.01 * 26PP) Z/	Social Sec. (6.2% * J)	Medicare (1.45% * J)	Life 3/						
1	200 / HP	Program Coordinator IV	Dina SN Lorenzo, 60220	OX-11	86,219	0	0	1/20/26	2,737	88,956	30,112	495	0	1,290	187	8,150	373	40,607	129,563		
2	211 / HMC	Program Coordinator I	Marjory A. Galiza, 63095	KX-01	41,372	0	0	10/27/25	1,568	42,940	14,535	495	0	623	187	15,290	554	31,684	74,624		
3	4694 / HMC	Administrative Assistant	Juliana Santos	HX-01	37,913	0	0	10/6/26	0	37,913											
3	216 / HMC	Trades Helper	Gloria L. Fastidio, 9658	DX-07	29,036	209	11	1/3/27	0	29,256	9,903	495	0	424	187	8,150	0	19,159	48,415		
4	260 / HMC	Program Coordinator I	Therese F. James, 12551	KX-06	49,827	359	18	8/15/26	1,888	52,092	17,633	495	0	755	187	15,290	554	34,914	87,006		
5	4126 / HMC	Administrative Assistant	Nicole Rivera, 4675	JX-12	55,402	400	20	4/26/27	0	55,822	18,896	495	0	809	187	8,150	373	28,910	84,732		
6	250 / HE	Engineer I	Mark J Abrinota, 4722	LX-11	64,108	462	23	5/2/26	2,034	66,627	22,553	495	0	966	187	0	0	24,201	90,828		
7	221 / HMC	Laborer (FED 03/04/25)	JJ S. Benavente	FX-01	28,269	204	10	6/30/2026	1,071	29,554	10,004	495	0	429	187	4,141	373	15,629	45,183		
8	4652 / HMC	Laborer	Troy JD Finona, 25057	FX-04	31,606	209	11	1/29/27	0	31,826	10,773	495	0	424	187	8,150	373	20,402	52,228		
9	245 / HMC	Laborer (FED 03/04/26)	Jesse J Blas	FX-01	28,269	204	10	7/14/2026	1,071	29,554	10,004	495	0	429	187	4,141	373	15,629	45,183		
10	246 / HMC	Laborer	Connie C. Tedaotao, 63209	FX-03	30,452	212	11	11/27/26	0	30,675	10,383	495	0	445	187	12,977	984	25,471	56,146		
11	248 / HMC	Laborer (FED 02/02/25)	Lusio N Borja	FX-01	28,269	204	10	6/30/2026	1,071	29,554	10,004	495	0	429	187	4,141	373	15,629	45,183		
12	258 / HMC	Equipment Operator II	Joshua F Borja, 10981	FX-05	32,804	146	7	2/8/27	0	32,957	11,156	495	0	313	187	12,977	742	25,870	58,827		
13	263 / HMC	Equipment Operator II	Jeffery J Gatan, 10351	FX-05	32,804	237	12	1/30/26	1243	34,296	11,609	495	0	497	187	8,150	373	21,311	55,607		
14	265 / HMC	Laborer	Vince JC Agnon, 7217	FX-03	30,452	212	11	11/20/2026	0	30,675	10,383	495	0	445	187	21,217	742	33,469	64,144		
15	4653 / HMC	Laborer	Raymond P Quiambao, 6460	FX-15	45,367	305	15	7/31/27	0	45,687	15,465	495	0	617	187	0	0	16,764	62,451		
16	268 / HMC	Laborer	Jake Q. Agnon, 60451	FX-03	30,452	212	11	11/20/26	0	30,675	10,383	495	0	445	187	4,141	373	16,024	46,699		
17	269 / HMC	Laborer	Christian E Quintanilla, 59837	FX-03	30,452	130	7	11/20/26	0	30,589	10,354	495	0	280	187	8,150	373	19,839	50,428		
18	4068 / HMC	Data Control Clerk II	Candice PI Tarnatongo	FX-02	29,340	212	11	4/8/26	1,112	30,675	10,383	495	0	445	187	8,150	373	20,033	50,708		
19	4080 / HC	Engineer I	Candido A Orborg, Jr, 7255	LX-13	68,240	492	25	6/2/26	2,166	70,923	24,007	495	0	1,028	187	15,290	0	41,007	111,930		
20	4116 / FTE	Land Agent Supervisor	Arnold C. Jose II, 10516	NX-03	36,406	263	13	9/27/26	2,242	38,924	13,176	495	0	564	187	8,150	373	22,945	61,869		
21	4122 / HC	Engineer II	Aaron JL Reynoso, 100000063	NX-02	35,076	253	13	3/25/26	2,160	37,502	12,695	495	0	544	187	8,150	0	22,071	59,573		
22	4165 / HMC	Laborer	Miguel Belis, 60674	FX-02	29,340	204	10	2/9/27	0	29,554	10,004	495	0	429	187	0	0	11,115	40,669		
23	4528 / HC	Construction Inspector III	Edgardo L Tolentino, 2659	LX-12	66,142	477	24	4/14/26	0	66,643	22,559	495	0	997	187	12,977	742	37,957	104,600		
								change = DDA		0	0							0	0		
24	4554 / HMC	Laborer	Miller Ngradirubeh Kum, 37910	FX-03	30,452	130	7	10/22/26	0	30,589	10,354	495	0	280	187	8,150	373	19,839	50,428		
25	4575 / HMC	Trades Helper	Michael J Terrell, 11005	DX-07	17,868	129	7	8/25/26	921	18,925	6,406	495	0	274	187	4,141	0	11,503	30,428		
26	4591 / HMC	Highway Maintenance Supervisor	Dennis C. Eber, Jr, 4242	LX-09	37,062	267	13	5/13/26	1,911	39,253	13,287	495	0	569	187	0	0	14,538	53,791		
27	4595 / HMC	Laborer	Nicolas Agungui, 59927	FX-02	29,340	212	11	11/20/24	1,112	30,675	10,383	495	0	445	187	4,141	373	16,024	46,699		
28	4601 / HMC	Equipment Operator III	Enk Scott F. Mendiola, 9162	GX-12	27,130	196	10	8/22/26	1,400	28,736	9,717	495	0	417	187	21,217	742	32,785	61,521		
29	4602 / HMC	Equipment Operator II	Daniel S Mafnas, 10997	FX-05	32,804	228	12	12/2/26	0	33,044	11,185	495	0	479	187	8,150	373	20,869	53,913		
30	4604 / HMC	Equipment Operator Leader I	Robert R San Nicolas, 1280	JX19	42,395	306	15	11/29/26	0	42,716	14,459	495	0	619	187	15,290	459	31,509	74,225		
31	4605 / HMC	Equipment Operator Leader II	Eugene F. Francisco, 11471	JX-14	36,291	262	13	8/2/26	1,871	38,437	13,011	495	0	557	187	8,150	373	22,773	61,210		
32	4611 / HMC	Equipment Operator Leader II	Peter L Kaai, 3280	KX-16	68,502	494	25	9/30/26	2,173	71,194	24,099	495	0	1,032	187	0	0	25,813	97,007		
33	4617 / HMC	Highway Maintenance Supervisor	John T. Peredo, 3757	LX-10	62,136	448	23	5/13/27	0	62,607	21,192	495	0	908	187	15,000	459	38,241	100,848		
34	4628 / HMC	Laborer (FED 01/14/26)	Dominador Torres Laxamana	FX-01	28,269	204	10	7/14/2026	1,071	29,554	10,004	495	0	429	187	4,141	373	15,629	45,183		
35	5042 / HMC	Laborer (change FTE from 4651 to 5042) (FED 03/14/26)	Isaiah Ngeriki N. Hesus	FX-01	28,269	204	10	7/14/2026	1,071	29,554	10,004	495	0	429	187	4,141	373	15,629	45,183		
36	4660 / HMC	Equipment Operator II	Kono LG Perez, 37998	FX-02	29,340	127	6	15/19/2026	0	29,473	9,977	495	0	268	187	4,141	373	15,441	44,914		
								change = DDA		0	0							0	0		

Government of Guam  
Fiscal Year 2026  
Agency Staffing Pattern Summary  
Updated: 3/31/2026

[BBMR SP-1]

37	4666 / HMC	Equipment Operator I	Mariano C Salas, 5096	FX-22	56,296	406	20	3/17/27	0	56,722	19,200	495	0	822	187	21,217	554	42,475	99,197	
38	4671 / HMC	Equipment Operator II	Clayton G Quinata, 25113	FX-03	18,740	135	7	5/7/26	1,154	20,036	6,782	495	0	291	187	4,141	373	12,269	32,305	
39	4677 / HMC	Laborer	Ryan T. Marincaz, 5813	FX-02	29,340	204	10	2/17/27	0	29,554	10,004	495	0	429	187	0	0	11,115	40,669	
40	4770 / HMC	Equipment Operator III	Jordan R. Cruz, 9160	GX-14	28,879	208	11	3/29/26	1,489	30,587	10,354	495	0	444	187	0	0	11,480	42,067	
41	5015/HPCC	Electronics Technician II	Nino Jess C. Ragojos, 60661	IX-01	34,886	252	13	2/4/26	1,323	36,474	12,346	495	0	529	187	12,977	554	27,088	63,562	
42	5040 / HMC	Laborer	Avelino F. Gato / 100000064	FX-02	29,340	125	6	2/9/27	0	29,471	9,976	495	0	270	187	0	0	10,928	40,399	
43	5052 / HMC	Laborer	Michael Vincent L. Saures, 11477	FX-07	35,336	255	13	2/23/27	1,122	36,726	12,432	495	0	533	187	0	0	13,647	50,373	
45	4580 / HMC	Land Agent III	Edward Sanchez II, 60336	MX-01	49,731	0		4/8/26	785	50,516	17,100	495	0	429	187	0	0	18,211	68,727	
45	<b>TOTAL FILLED POSITIONS</b>					<b>1,730,022</b>	<b>10,398</b>	<b>525</b>		<b>37,766</b>	<b>1,778,711</b>	<b>589,256</b>	<b>21,780</b>	<b>0</b>	<b>24,080</b>	<b>8,228</b>	<b>330,929</b>	<b>14,173</b>	<b>988,446</b>	<b>2,729,245</b>
1	5046 / HE	Program Coordinator I (LTA)	Melanie Wolford, 21131	KX-01	41,372	597	30		0	41,999	14,217	495	0	609	187	5,978	459	21,945	63,944	
2	4979 / HMC	Customer Service Representative (LTA)	Ronald C. Meno, 7572	HX-01	32,355	467	24		0	32,846	11,118	495	0	476	187	8,150	373	20,799	53,645	
2	<b>TOTAL LIMITED TERM / TEMPORARY APPOINTMENTS</b>					<b>73,727</b>	<b>1,064</b>	<b>54</b>		<b>0</b>	<b>74,845</b>	<b>25,335</b>	<b>990</b>	<b>0</b>	<b>1,085</b>	<b>374</b>	<b>14,128</b>	<b>832</b>	<b>42,744</b>	<b>117,589</b>
47	<b>TOTAL FILLED / LIMITED TERM / TEMPORARY APPOINTMENTS</b>					<b>1,803,749</b>	<b>11,462</b>	<b>579</b>		<b>37,766</b>	<b>1,853,556</b>	<b>614,591</b>	<b>22,770</b>	<b>0</b>	<b>25,165</b>	<b>8,602</b>	<b>345,057</b>	<b>15,005</b>	<b>1,031,190</b>	<b>2,846,834</b>
<b>FY2025 VACANT POSITIONS from DOA Recruitment / RESIGNATIONS/PROMOTIONS/RETIREMENTS/TERM</b>																				
1	227/HMC	Trades Helper	Vice: Tomas T. Aflague	DX-01	19,655	0	0		0	19,655	6,653	495	0	285	187	7215	554	15,389	35,044	
2	218/HMC	Trades Helper	Vice: Ray S. Aguilar, Jr.	DX-01	19,655	0	0		0	19,655	6,653	495	0	285	187	7215	554	15,389	35,044	
3	4007/HWY	Administrative Aide	Vice: Kenneth E. Maratita	FX-01	23,920	0	0		0	23,920	8,097	495	0	347	187	7215	554	16,895	40,815	
4	4733/HMC	Administrative Aide	Vice: Juanita L. Campbell SP2011	FX-01	23,920	0	0		0	23,920	8,097	495	0	347	187	7215	554	16,895	40,815	
5	4513 / HP	Secretary Typist I	Vice: Valarie A. San Nicolas, 9138	GX-01	25,528	0	0		0	25,528	8,641	495	0	370	187	7215	554	17,462	42,990	
6	4652 / HMC	Laborer in lieu of Equipment Operator II	Vice Jan-Eron R. Fegurgur	FX-01	23,920	0	0		0	23,920	8,097	495	0	347	187	7215	554	16,895	40,815	
7	4653 / HMC	Laborer	Vice: Erik Scott Mendiola	FX-01	19,571	0	0		0	19,571	6,625	495	0	284	187	7215	554	15,360	34,931	
8	4673 / HMC	Laborer	Vice: Arthur F. Ayuyu	FX-01	19,571	0	0		0	19,571	6,625	495	0	284	187	7215	554	15,360	34,931	
9	4678 / HMC	Administrative Assistant	Vice Marjory A. Galiza	JX-01	34,997	0	0		0	34,997	11,846	495	0	507	187	7215	554	20,804	55,801	
10	4510 / HWY	Chief of Operations	Vice Linda U. Ibanez	SX-01	73,163	0	0		0	73,163	24,766	495	0	1,061	187	7215	554	34,278	107,441	
11	4586 / HMC	Highway Maintenance Superintendent	Darren C. Muna, 4464	OX-01	56,192	0	0		0	56,192	19,021	495	0	815	187	7215	554	28,287	84,479	
12	5045/HPCC	Electronic Technician II	Nino Jess C. Ragojos	JX-01	29,164	0	0		0	29,164	9,872	495	0	423	187	7215	554	18,746	47,910	
<b>VACANT POSITIONS FY2026 BUDGET</b>																				
1	4582 / ROW	Land Agent I in lieu of Land Agent II	Vice: Arnold C. Jose II	KX-01	33,416	0	0		0	33,416	11,311	495	0	485	187	7215	554	20,247	53,663	
2	4662	Welder I in lieu of CustServ/Rep	Vice: Miguel Bellis	HX-01	24,888	0	0		0	24,888	8,425	495	0	361	187	7215	554	17,237	42,125	
3	4610 / HC	Engineer II	Vice Rigoberto J. Diaz	NX-01	0	0	0		0	0	0	0	0	0	0	0	0	0	0	
4	HMC	Program Coordinator I	Vacant SP2024	KX-01	31,825	0	0		0	31,825	10,773	495	0	461	187	7215	554	19,685	51,510	
5	4672 / HMC	Customer Service Representative	Vice Jana Carriaga	HX-01	0	0	0		0	0	0	0	0	0	0	0	0	0	0	
6	4694 / HE	Administrative Assistant	Vice Marjory A. Galiza	JX-01	29,164	0	0		0	29,164	9,872	495	0	423	187	7215	554	18,746	47,910	
7	4526 / HMC	TESS Inspector	Vice Vincent Guerrero	KX-01	31,825	0	0		0	31,825	10,773	495	0	461	187	7218	554	19,688	51,513	
8	4651 / HMC	Administrative Aide	Vice Rodolfo Marquez	FX-01	0	0	0		0	0	0	0	0	0	0	0	0	0	0	
9	4693 / HMC	Equip Opr Ldr I in lieu of E.O.III	Vice Harold Charfauros, Jr.	IX	26,835	0	0		0	26,835	9,084	495	0	389	187	7215	554	17,924	44,759	
10	4606 / HMC	Equipment Operator Leader I	Vice Eugene Francisco	IX	0	0	0		0	0	0	0	0	0	0	0	0	0	0	
11	227/HMC	Equip Opr Ldr I in lieu of PCI	Vice Robert Clark	IX	0	0	0		0	0	0	0	0	0	0	0	0	0	0	
12	4629/ HMC	Equip Opr Ldr I in lieu of Hwy Sign Wkr I	Vice Christopher Duenas	IX	0	0	0		0	0	0	0	0	0	0	0	0	0	0	
13	5016/ HMC	Highway Maint Superintendent (Detail Appt)	Vice Rodolfo V. Quijano (SP1998)	OX	3,289	0	0		0	3,289	1,113	0	0	48	0	7,215	554	8,930	12,219	
14	5015/HPCC	Electronics Technician II	Vice SP2005	IX-01	0	0	0		0	0	0	0	0	0	0	0	0	0	0	
15	HMC	HM Supervisor (MS4) in lieu of SPC	Vice Jeffrey J. Toves	LX-01	0	0	0		0	0	0	0	0	0	0	0	0	0	0	
16	HMC	Equipment Operator III (MS4) in lieu of SPC	Vice Juliana M. Santos	NX-01	0	0	0		0	0	0	0	0	0	0	0	0	0	0	
17	HMC	Equipment Operator II (MS4) in lieu of SPC	Vice Francis LG Damian	FX-01	0	0	0		0	0	0	0	0	0	0	0	0	0	0	
18	HMC	Laborer (MS4) in lieu of Trades Helper	Vice Avelino Gato	FX-01	0	0	0		0	0	0	0	0	0	0	0	0	0	0	
19	HMC	Laborer (MS4) in lieu of Trades Helper	Vice Johnny Chargualaf	FX-01	0	0	0		0	0	0	0	0	0	0	0	0	0	0	
20	HMC	Laborer (MS4) in lieu of Trades Helper	Vice Tanner Pinaula	FX-01	0	0	0		0	0	0	0	0	0	0	0	0	0	0	
21	5042 / HMC	Laborer (LTA)	Vice Riko LA Sablan	FX-01	0	0	0		0	0	0	0	0	0	0	0	0	0	0	
22	5054 / HMC	Laborer (LTA)	Vice Tanner Pinaula	FX-01	0	0	0		0	0	0	0	0	0	0	0	0	0	0	
23	240 / HMC	Maintenance worker in lieu of Trades Helper	Vice Troy JD Finona, 25057	DX-01	23,229	0	0		0	23,229	7,863	495	0	337	187	7,215	554	16,651	39,880	
24	266 / HMC	Maintenance worker in lieu of Trades Helper	Vice Raymond P. Quiambao, 6460	DX-01	23,229	0	0		0	23,229	7,863	495	0	337	187	7,215	554	16,651	39,880	

Note that the Legislature has taken steps to ensure that any protected personal identifying information has been redacted or excluded in whole or in part in order to protect the privacy of any individual(s) whose information has been included as part of this transmittal.

[BBMR SP-1]

Government of Guam  
Fiscal Year 2026  
Agency Staffing Pattern Summary  
Updated: 3/31/2026

25	242 / HMC	Highway Maintenance Supervisor	Andrew R. Crisostomo, 4457	LX-01	45,262	0	0	----	0	45262	15,321	495	0	656	187	7,215	554	24,428	69,690
26	5053 / HMC	Laborer	Tanner F. Pinaula, 59701	FX-01	19,571			----		19571	6,625	495	0	284	187	7,215	554	15,360	34,931
27	245 / HMC	Laborer (PED 01/14/26)	Jesse J. Blas	FX-01	28,269	204	0	----	0	28473	9,638	495	0	413	187	7,215	554	18,502	46,975
39	<b>TOTAL VACANT POSITIONS FOR RECRUITMENT</b>			----	690,057	204	0	----	0	690261	233,654	11,385	0	10,010	4,301	173,163	13,296	445,809	1,136,071
86	<b>GRAND TOTAL</b>			----	2,493,806	11,666	579	----	37,766	2,543,817	848,245	34,155	0	35,175	12,903	518,220	28,301	1,476,999	3,982,905

\* Night Differential / Hazardous / Worker's Compensation / etc.

\*\* Indicate "LTA" for Limited Term Appointment; "TEMP" for Temporary Appointment; "(UNC)" for Unclassified Appointment; "TDA" for Temporary Duty Assignment next to Position Title; and "TBD" for To Be Determined next to Position Number (where applicable).

1/ FY 2026 (current) GoGuam contribution rate of 33.85% for the Government of Guam Retirement is subject to change.

2/ FY 2026 (current) GoGuam contribution rate of \$19.01 (bi-weekly) for DD1 is subject to change.

3/ FY 2026 (current) GoGuam contribution rate of \$187 (per annum) for Life Insurance is subject to change.

FUNCTIONAL AREA: General Government  
 DEPARTMENT / AGENCY: Public Works  
 PROGRAM: Highways  
 FUND: Guam Highway Fund / Village Street

Section Legend	HAS	Highways Administrative Services	ROW	Rights of Way
	HC	Highway Construction	TEM	Traffic Engineering Maintenance
	HP	Highway Planning	HMC	Highway Maintenance & Construction
	HE	Highway Encroachment	HPCC	Highway Programming, Construction & Control

Input by Department											Input by Department								
No.	(A) Pos. No. / Section	(B) Position Title	(C) Name of Incumbent	(D) Grade/ Step	(E) Salary	(F) Overtime	(G) Special*	(H) INCREMENT		(J) Subtotal (E+F+G+I)	(K)-(O) Benefits					(P) Medical (Premium)	(Q) Dental (Premium)	(R) Total Benefits (K thru N)	(S) (J + R) TOTAL
								Date	Amt.		Retirement (1.5% * J)	Retire (DDI) (519.01 * JPP) / J	Social Sec. (6.2% * J)	Medicare (1.45% * J)	Life				
1	216 / HMC	Trades Helper	Gloria L. Fastidio, 9658	DX-07	0	1,885	112			1,997	676							676	2,673
2	260/HMC	Program Coordinator I	Therese F. James, 12551	KX-06	0	3,234	192			3,426	1,160							1,160	4,586
3	4126 / HMC	Administrative Assistant	Nicole Rivera, 4675	JX-12	0	3,596	213			3,809	1,289							1,289	5,098
4	221 / HMC	Laborer (PEB 12-0675)	JJ S. Benavente	FX-01	0	1,835	109			1,944	658							658	2,602
5	240 / HMC	Trades Helper	Troy JD Finona, 25057	DX-07	0	1,885	112			1,997	676							676	2,673
6	242 / HMC	Highway Maintenance Supervisor	Andrew R. Crisostomo, 4457	LX-07	21,761	3,672	218			25,651	8,683							8,683	34,334
7	245 / HMC	Laborer (PEB 01-1426)	Jesse J. Blas	FX-01	0	1,835	109			1,944	658							658	2,602
8	246 / HMC	Laborer	Connie C. Tedtaotao, 63209	FX-02	0	1,904	113			2,017	683							683	2,700
9	248 / HMC	Laborer (PEB 12-0675)	Lusio N. Borja	FX-01	0	1,835	109			1,944	658							658	2,602
10	258 / HMC	Equipment Operator II	Joshua F. Borja, 10981	FX-05	12,617	2,129	126			14,872	5,034							5,034	19,906
11	263 / HMC	Equipment Operator II	Jeffery J. Galan, 10351	FX-05	0	2,129	126			2,255	763							763	3,018
12	265 / HMC	Laborer	Vince JC. Aguon, 7217	FX-02	0	1,904	113			2,017	683							683	2,700
13	266 / HMC	Trades Helper	Raymond P. Quiambao, 6460	DX-18	0	2,741	162			2,903	983							983	3,886
14	268 / HMC	Laborer	Jake Q. Aguon, 60451	FX-02	0	1,904	113			2,017	683							683	2,700
15	269 / HMC	Laborer	Christian E. Quintanilla, 59837	FX-02	0	1,904	113			2,017	683							683	2,700
16	4068 / HMC	Data Control Clerk II	Candice PI. Tainatongo	FX-02	0	1,904	113			2,017	683							683	2,700
17	4165/HMC	Laborer	Miguel Bellis, 60674	FX-01	0	1,835	109			1,944	658							658	2,602
18	4554 / HMC	Laborer	Miller Ngradilubch Kual, 37910	FX-02	11,285	1,904	113			13,302	4,503							4,503	17,805
19	4575 / HMC	Trades Helper	Michael J. Terrell, 11005	DX-07	11,168	1,885	112			13,165	4,456							4,456	17,621
20	4591 / HMC	Highway Maintenance Supervisor	Dennis C. Eber, Jr., 4242	LX-09	23,163	3,909	232			27,304	9,243							9,243	36,547
21	4595 / HMC	Laborer	Nicolas Aguirre, 59927	FX-02	0	1,904	113			2,017	683							683	2,700
22	4601 / HMC	Equipment Operator III	Erik Sean F. Mendiola, 9162	GX-12	16,956	2,861	170			19,987	6,766							6,766	26,753
23	4602 / HMC	Equipment Operator II	Daniel S. Mafnas, 10997	FX-04	0	2,051	122			2,173	736							736	2,909
24	4604 / HMC	Equipment Operator Leader I	Robert R. San Nicolas, 1280	JX-19	26,497	4,171	265			31,233	10,572							10,572	41,805
25	4605 / HMC	Equipment Operator Leader II	Eugene F. Francisco, 11471	JX-14	22,682	3,828	227			26,737	9,050							9,050	35,787
26	4611 / HMC	Equipment Operator Leader II	Peter L. Kaai, 3280	KX-16	0	4,446	263			4,709	1,594							1,594	6,303
27	4617 / HMC	Highway Maintenance Supervisor	John T. Peredo, 3757	LX-10	0	4,033	239			4,272	1,446							1,446	5,718
28	4628 / HMC	Laborer (PEB 12-0675)	Domínador Torres Laxamana	FX-01	0	1,835	109			1,944	658							658	2,602
29	5042 / HMC	Laborer (change FTE from 4654 to 5042)(PEB 12-0675)	Isaiiah Ngeriki N. Hesus	FX-01	0	1,835	109			1,944	658							658	2,602
30	4660 / HMC	Equipment Operator II	Kono I.G. Perez, 37998	FX-01	11,011	1,858	110			12,979	4,393							4,393	17,372
31	4666 / HMC	Equipment Operator I	Mariano C. Salas, 5096	FX-22	0	3,654	217			3,871	1,310							1,310	5,181
32	4671 / HMC	Equipment Operator II	Clayton G. Quinata, 25113	FX-03	11,712	1,976	117			13,805	4,673							4,673	18,478
33	4677 / HMC	Laborer	Ryan T. Martinez, 5813	FX-01	0	1,835	109			1,944	658							658	2,602
34	4770 / HMC	Equipment Operator III	Jordan R. Cruz, 9160	GX-14	18,049	3,046	180			21,275	7,202							7,202	28,477
35	5015/HPCC	Electronics Technician II	Nino Jess C. Ragojos, 60661	IX-01	0	2,264	134			2,398	812							812	3,210
36	5040 / HMC	Laborer	Avelino F. Gato / 100000064	FX-01	10,873	1,835	109			12,817	4,338							4,338	17,155
37	5052 / HMC	Laborer	Michael Vincent L. Saures, 11477	FX-07	0	2,293	136			2,429	822							822	3,251

38	5053 / HMC	Laborer	Tanner F. Pinaula, 59701	FX-01	0	1,835	109			1,944	658							658	2,602
		Elect Tech, Electrician, Emergency Traffic Light Repair	TRAFFIC MAINTENANCE		5	32 16	1,930	0		1,930	653							653	
		Safety Inspector (Emergency - Auto-Auto, Accident Cleanup)	SAFETY		2	22 87	549	0		549	186							186	
		Maint Wkr, Electrician, Carpenter, Laborer, Welder, Ref/Mech	BUILDING MAINTENANCE CONSTRUCTION		5	22 73	1,364	0		1,364	462							462	
38	<b>TOTAL FILLED POSITIONS</b>					197,774	97,531	5,557	---	0	297,020	100,542	0	0	0	0	0	100,542	397,562
1	216 / HMC	Trades Helper	Gloria L. Fastidio, 9658				1,885	112	0	0	0	1,997	16,255						
2	260/HMC	Program Coordinator I	Therese F. James, 12551				3,234	192	0	0	0	3,426							
3	4126 / HMC	Administrative Assistant	Nicole Rivera, 4675				3,596	213	0	0	0	3,809							
4	221 / HMC	Laborer (PEB 11/14/25)	JJ S. Benavente				1,835	109	0	0	0	1,944							
5	240 / HMC	Trades Helper	Troy JD Finona, 25057				1,885	112	0	0	0	1,997							
6	242 / HMC	Highway Maintenance Supervisor	Andrew R. Crisostomo, 4457				3,672	218	0	0	0	3,890							
7	245 / HMC	Laborer (PEB 11/14/26)	Jesse J. Blas				1,835	109	0	0	0	1,944							
8	246 / HMC	Laborer	Cornie C. Tedtaotan, 63209				1,904	113	0	0	0	2,017							
9	248 / HMC	Laborer (PEB 11/30/25)	Luis N. Borja				1,835	109	0	0	0	1,944							
10	258 / HMC	Equipment Operator II	Joshua F. Borja, 10981				2,129	126	0	0	0	2,255							
11	263 / HMC	Equipment Operator II	Jeffery J. Gatan, 10351				2,129	126	0	0	0	2,255							
12	265 / HMC	Laborer	Vince JC Aguan, 7217				1,904	113	0	0	0	2,017							
13	266 / HMC	Trades Helper	Raymond P. Quiambao, 6460				2,741	162	0	0	0	2,903							
14	268 / HMC	Laborer	Jake Q. Aguan, 60451				1,904	113	0	0	0	2,017							
15	269 / HMC	Laborer	Christian E. Quintanilla, 59837				1,904	113	0	0	0	2,017							
16	4068 / HMC	Data Control Clerk II	Candice PI Tainatongo				1,904	113	0	0	0	2,017							
17	4165/HMC	Laborer	Miguel Bellis, 60674				1,835	109	0	0	0	1,944							
18	4554 / HMC	Laborer	Miller Ngradirubch Kual, 37910				1,904	113	0	0	0	2,017							
19	4575 / HMC	Trades Helper	Michael J Terrell, 11005				1,885	112	0	0	0	1,997							
20	4591 / HMC	Highway Maintenance Supervisor	Dennis C. Eber, Jr., 4242				3,909	232	0	0	0	4,141							
21	4595 / HMC	Laborer	Nicolas Agrigui, 59927				1,904	113	0	0	0	2,017							
22	4601 / HMC	Equipment Operator III	Erik Scon F. Mendiola, 9162				2,861	170	0	0	0	3,031							
23	4602 / HMC	Equipment Operator II	Daniel S. Mafnas, 10997				2,051	122	0	0	0	2,173							
24	4604 / HMC	Equipment Operator Leader I	Robert R. San Nicolas, 1280				4,471	265	0	0	0	4,736							
25	4605 / HMC	Equipment Operator Leader II	Eugene F. Francisco, 11471				3,828	227	0	0	0	4,055							
26	4611 / HMC	Equipment Operator Leader II	Peter L. Kaai, 3280				4,446	263	0	0	0	4,709							
27	4617 / HMC	Highway Maintenance Supervisor	John T. Percido, 3757				4,033	239	0	0	0	4,272							
28	4628 / HMC	Laborer (PEB 11/14/26)	Dominador Torres Laxamana				1,835	109	0	0	0	1,944							
29	5042 / HMC	Laborer (change FTE from 4654 to 5042)(PEB 11/14/26)	Isatah Ngeraki N. Hesus				1,835	109	0	0	0	1,944							
30	4660 / HMC	Equipment Operator II	Kono LG Perez, 37998				1,858	110	0	0	0	1,968							
31	4666 / HMC	Equipment Operator I	Mariano C. Salas, 5096				3,654	217	0	0	0	3,871							
32	4671 / HMC	Equipment Operator II	Clayton G. Quinata, 25113				1,976	117	0	0	0	2,093							
33	4677 / HMC	Laborer	Ryan T. Martinez, 5813				1,835	109	0	0	0	1,944							
34	4770 / HMC	Equipment Operator III	Jordan R. Cruz, 9160				3,046	180	0	0	0	3,226							
35	5015/HPCC	Electronics Technician II	Nino Jess C. Ragojos, 60661				2,264	134	0	0	0	2,398							
36	5040 / HMC	Laborer	Avelino F. Gato / 100000064				1,835	109	0	0	0	1,944							
37	5052 / HMC	Laborer	Michael Vincent L. Saures, 11477				2,293	136	0	0	0	2,429							
38	5053 / HMC	Laborer	Tanner F. Pinaula, 59701				1,835	109	0	0	0	1,944							
		Elect Tech, Electrician, Emergency Traffic Light Repair	TRAFFIC MAINTENANCE				0	0	0	0	0	0							
		Safety Inspector (Emergency - Auto-Auto, Accident Cleanup)	SAFETY				0	0	0	0	0	0							
		Maint Wkr, Electrician, Carpenter, Laborer, Welder, Ref/Mech	BUILDING MAINTENANCE CONSTRUCTION				0	0	0	0	0	0							
38	<b>TOTAL FILLED POSITIONS</b>						93,689	5,557	---	0	0	99,246							

FUNCTIONAL AREA: General Government  
DEPARTMENT / AGENCY: Public Works  
PROGRAM: Capital Improvement Projects, Division of Engineering, Building Permits Section  
FUND: DPW Building and Design Fund (Plan Checking Fee)

Section Legend:  
BPM Building Permits

Input by Department											Input by Department									
(A)	(B)	(C)	(D)	(E)	(F)	(G)	(H)	(I)	(J)	(K)	(L)	(M)	(N)	(O)	(P)	(Q)	(R)	(S)		
No.	Pos. No. / Section	Position Title	Name of Incumbent	Grade/ Step	Salary	Overtime	Special*	INCREMENT		Subtotal	Benefits						Medical (Premium)	Dental (Premium)	Total Benefits (K thru N)	(J + R) TOTAL
								Date	Amt		Retirement (23.85% J)	Reire (DDI) (\$19.01 * 60PP) 2	Social Sec. (6.1% J)	Medicare (1.45% J)	Life J/					
1	205	Building Inspector II	Alquin DA Ortaleza, 10294	KX-05	\$48,008	\$0	\$0	5/17/26	\$758	48,766	\$16,507	\$495	\$0	\$707	\$187	\$8,551	\$342	\$26,789	\$75,555	
2	4872	Building Inspector II	Rosario Q Roxas, 108000437	KX-02	42,940	0	\$0	8/12/26	271	43,211	\$14,627	495	0	627	187	8551	342	24,829	68,040	
3	4084	Building Inspector II	Taralyn S. Tellej, 10117	KX-07	51,715	0	\$0	11/6/26	0	51,715	\$17,506	495	0	750	187	0	404	19,342	71,057	
4	4088	Building Inspector II	Walter G. Gray, 7801	KX-08	53,356	0	\$0	4/15/27	1,641	54,997	\$18,616	495	0	797	187	8,551	342	28,988	83,985	
5	4092	Building Inspector II	Peter P. Quenga, 60181	KX-04	46,256	0	\$0	11/9/26	0	46,256	\$15,658	495	0	671	187	8,550	373	25,934	72,190	
6	4553	Customer Service Supervisor	Clarissa F Guevara, 7159	JX-11	53,699	0	\$0	11/13/27	1,561	55,260	\$18,706	495	0	801	187	6,921	404	27,514	82,774	
6	TOTAL FILLED POSITIONS			----	\$ 295,974	\$ -	\$ -	----	\$4,231	\$300,205	\$101,620	\$2,970	\$0	\$4,353	\$1,122	\$41,124	\$2,207	\$153,396	\$453,601	
1	4430	Management Analyst I (TEMP)	Hill Junior D LeonGuerrero (Exp 11	KX-01	41,372	0	0	N/A	0	41,372	14,004	495	0	600	187	8,551	342	24,179	65,551	
1	TOTAL LIMITED TERM / TEMPORARY APPOINTMENTS			----	\$ 41,372	\$ -	\$ -	\$ -	\$ -	\$ 41,372	\$ 14,004	\$ 495	\$ -	\$ 600	\$ 187	\$ 8,551	\$ 342	\$ 24,179	\$ 65,551	
7	TOTAL FILLED POSITIONS / LIMITED TERM / TEMPORARY APPOINTMENTS			----	\$ 337,346	\$0	\$0	----	\$4,231	\$341,577	\$115,624	\$3,465	\$0	\$4,953	\$1,309	\$49,675	\$2,549	\$177,575	\$519,152	
1	270	Building Inspector I (Open-Cont)	Vice Walter G Gray 4/14/2019	JX-01	37,913	0	0	N/A	0	37,913	12,834	495	0	550	187	7215	554	21,835	59,748	
2	4064	Building Inspection & Permits Administrator	Randy P Romero 5/17/2024	QX-01	73,788	0	0	N/A	0	73,788	24,977	495	0	1,070	187	7215	554	34,498	108,286	
3	4066	Building Inspector Supervisor	Vice Anthony MA Cruz 9/29/1995	LX-01	45,262	0	0	N/A	0	45,262	15,321	495	0	656	187	7215	554	24,428	69,690	
4	4068	Administrative Aide	Vice Enriqueta P Dazo 9/30/2001	FX-01	28,269	0	0	N/A	0	28,269	9,569	495	0	410	187	7215	554	18,430	46,689	
5	4073	Building Inspector I	Vice Peter P Quenga 11/9/2023	JX-01	37,913	0	0	N/A	0	37,913	12,834	495	0	550	187	7215	554	21,835	59,748	
6	4081	Building Inspector I	Vice Taralyn VC Santos 5/6/2023	JX-01	37,913	0	0	N/A	0	37,913	12,834	495	0	550	187	7215	554	21,835	59,748	
7	4086	Building Inspector II (in lieu of Bldg Insp I)	Vice Paul Reyes 12/2/2002	KX-01	41,372	0	0	N/A	0	41,372	14,004	495	0	600	187	7215	554	23,055	64,427	
8	4089	Building Inspector II (Open) (in lieu of Bldg Insp I)	Vice Joseph F Ulloa 9/13/2019	KX-01	41,372	0	0	N/A	0	41,372	14,004	495	0	600	187	7215	554	23,055	64,427	
9	4125	Customer Service Rep (in lieu of Clerk I)	Vice Jayshawna J Salas 9/20/2024	HX-01	32,355	0	0	N/A	0	32,355	10,952	495	0	469	187	7215	554	19,872	52,227	
10	4135	Management Analyst IV	Vice Annie Paulino 4/14/1999	OX-01	60,875	0	0	N/A	0	60,875	20,606	495	0	883	187	7215	554	29,940	90,815	
11	4430	Management Analyst I	Vice Joan Ngerul E 5/01/1992	KX-01	41,372	0	0	N/A	0	41,372	14,004	495	0	600	187	7215	554	23,055	64,427	
12	4512	Customer Service Rep (in lieu of Clerk III)	Vice Janice T Campos 12/30/2022	HX-01	32,355	0	0	N/A	0	32,355	10,952	495	0	469	187	7215	554	19,872	52,227	
13	4637	Building Inspector I (in lieu of Building Ins II)	Vice Alquin DA Ortaleza	JX-01	37,913	0	0	N/A	0	37,913	12,834	495	0	550	187	7215	554	21,835	59,748	
14	4656	Customer Service Representative	Lea P Swigart (Resign 7/25/2025)	HX-01	32,355	0	0	N/A	0	32,355	10,952	495	0	469	187	7215	554	19,872	52,227	
15	4922	Customer Service Representative	Vice Clarissa F Guevara 11/13/202	HX-01	32,355	0	0	N/A	0	32,355	10,952	495	0	469	187	7215	554	19,872	52,227	
16	4545	Management Analyst IV	Erica A Taitano, 60150	OX-05	70,638	0	0	N/A	0	70,638	\$23,911	495	0	1,024	187	7,215	554	33,386	104,024	
0	4069	Chief Building Inspector	vice Peter S Trinidad, 2066	PX-01	0	0	0	N/A	0	0	\$0	0	0	0	0	0	0	0	0	
0	4634	Customer Service Representative	vice Cynthia C Tudela, 38025	HX-01	0	0	0	N/A	0	0	\$0	0	0	0	0	0	0	0	0	
0	4076	Customer Service Rep (TEMP)	Terrance J Borja	HX-01	0	0	0	N/A	0	0	0	0	0	0	0	0	0	0	0	
16	TOTAL VACANT POSITIONS FOR RECRUITMENT			----	\$ 684,020	\$ -	\$ -	\$ -	\$ -	\$ 684,020	\$ 231,540	\$ 7,920	\$ -	\$ 9,919	\$ 2,992	\$ 115,440	\$ 8,864	\$ 376,675	\$ 1,060,695	
23	GRAND TOTAL			----	\$1,021,366	\$0	\$0	----	\$4,231	\$1,025,597	\$347,164	\$11,385	\$0	\$14,872	\$4,301	\$165,115	\$11,413	\$554,250	\$1,579,847	

\* Night Differential / Hazardous / Worker's Compensation / etc.  
 \*\* Indicate "LTA" for Limited Term Appointment; "TEMP" for Temporary Appointment; "UNCL" for Unclassified Appointment; "TDA" for Temporary Duty Assignment next to Position Title; and "TBD" for To Be Determined next to Position Number (where applicable).  
 1/ FY 2026 (current) GovGuam contribution rate of 33.85% for the Government of Guam Retirement is subject to change.  
 2/ FY 2026 (current) GovGuam contribution rate of \$19.01 (bi-weekly) for DDI is subject to change.  
 3/ FY 2026 (current) GovGuam contribution rate of \$187 (per annum) for Life Insurance is subject to change.

For information Only - Not part of the FY'26 Budget Request

Input by Department											
Special Pay Categories											
(A)	(B)	(C)	(D)	(E)	(F)	(G)	(H)	(I)	(J)	(K)	
No.	Pos. No. / Section	Position Title	Name of Incumbent	Holiday Pay	1/ Night Differential Pay 10%	2/ Hazard 10%	3/ Hazard 8%	4/ Nurse Sunday Pay 1.5	5/ Nurse Pay 1.5	6/ EMT Pay 15%	(D+E+F+G+H+I+J) Subtotal
1	205	Building Inspector II	Alquin DA Ortaleza, 10294	\$0	\$0	\$0	\$0	\$0	\$0	\$0	\$0
2	4072	Building Inspector II	Rosario Q Roxas, 100000437	0	0	0	0	0	0	0	0
3	4084	Building Inspector II	Taralyn S. Tellei, 10117	0	0	0	0	0	0	0	0
4	4088	Building Inspector II	Walter G. Gray, 7801	0	0	0	0	0	0	0	0
5	4092	Building Inspector II	Peter P. Quenga, 60181	0	0	0	0	0	0	0	0
6	4553	Customer Service Supervisor	Clarissa F Guevara , 7159	0	0	0	0	0	0	0	0
6	<b>TOTAL FILLED POSITIONS</b>			\$0	\$0	\$0	\$0	\$0	\$0	\$0	\$0
1	4430	Management Analyst I (TEMP)	Hill Junior D LeonGuerrero (Exp 11	0	0	0	0	0	0	0	0
1	<b>TOTAL LIMITED TERM / TEMPORARY APPOINTMENTS</b>			\$0	\$0	\$0	\$0	\$0	\$0	\$0	\$0
7	<b>TOTAL FILLED POSITIONS / LIMITED TERM / TEMPORARY APPOINTMENTS</b>			\$0	\$0	\$0	\$0	\$0	\$0	\$0	\$0
1	270	Building Inspector I (Open-Cont)	Vice Walter G Gray 4/14/2019	0	0	0	0	0	0	0	0
2	4064	Building Inspection & Permits Administrator	Randy P Romero 5/17/2024	0	0	0	0	0	0	0	0
3	4066	Building Inspector Supervisor	Vice Anthony MA Cruz 9/29/1995	0	0	0	0	0	0	0	0
4	4068	Administrative Aide	Vice Enriqueta P Dazo 9/30/2001	0	0	0	0	0	0	0	0
5	4073	Building Inspector I	Vice Peter P Quenga 11/9/2023	0	0	0	0	0	0	0	0
6	4081	Building Inspector I	Vice Taralyn VC Santos 5/6/2023								
7	4086	Building Inspector II (in lieu of Bldg Insp I)	Vice Paul Reyes 12/2/2002								
8	4089	Building Inspector II (Open) (in lieu of Bldg Insp I)	Vice Joseph F Ulloa 9/13/2019								
9	4125	Customer Service Rep (in lieu of Clerk I)	Vice Jayshawna J Salas 9/20/2024	0	0	0	0	0	0	0	0
10	4135	Management Analyst IV	Vice Annie Paulino 4/14/1999	0	0	0	0	0	0	0	0
11	4430	Management Analyst I	Vice Joan Ngerul E 5/01/1992	0	0	0	0	0	0	0	0
12	4512	Customer Service Rep (in lieu of Clerk III)	Vice Janice T Campos 12/30/2022								
13	4637	Building Inspector I (in lieu of Building Ins II)	Vice Alquin DA Ortaleza	0	0	0	0	0	0	0	0
14	4656	Customer Service Representative	Lea P Swigart (Resign 7/25/2025)								
15	4922	Customer Service Representative	Vice Clarissa F Guevara 11/13/2023								
16	4545	Management Analyst IV	Erica A Taitano, 60150								
0	4069	Chief Building Inspector	vice Peter S Trinidad, 2066								
0	4634	Customer Service Representative	vice Cynthia C Tudela, 38025								
0	4076	Customer Service Rep (TEMP)	Terrance J Borja	0	0						
16	<b>TOTAL VACANT POSITIONS FOR RECRUITMENT</b>			\$0	\$0	\$0	\$0	\$0	\$0	\$0	\$0
23	<b>GRAND TOTAL</b>			\$0	\$0	\$0	\$0	\$0	\$0	\$0	\$0

1/ 10% of regular rate of pay, applicable from 6pm- 6am, employee must work 4 consecutive hours after 6pm for entitlement of the pay.  
 2/ Applies to law enforcement personnel  
 3/ Applies to solid waste employees  
 4/ 1 1/2 of regular rate of pay, from 12am Friday to 12 midnight Sunday  
 5/ 1 1/2 of regular rate of pay, on daily work exceeding 8 hours  
 6/ Applicable only to Guam Fire Department ambulatory service personnel. 15% of regular rate of pay.

For information Only - Not part of the FY'26 Budget Request

Note that the Legislature has taken steps to ensure that any protected personal identifying information has been redacted or excluded in whole or in part in order to protect the privacy of any individual(s) whose information has been included as part of this transmittal.

FUNCTIONAL AREA: General Government  
DEPARTMENT / AGENCY: Public Works (DPW)  
PROGRAM: Capital Improvement Projects (CIP) - Division of Engineering - (Licensed Professional Engineers)  
FUND: DPW Building and Design Fee Account (BDF) Fund (Plan Checking)

Section Legend: DCE - Office of the Chief Engineer  
D&A - Design and Analysis

Input by Department															Input by Department				
No	Pos. No / Section	Position Title / I	Name of Incumbent / C	Grade Step / B	Salary / D	Overtime / E	Special* / F	INCREMENT / H		Subtotal / J	Benefits / K-N					Medical (Premium) / P	Dental (Premium) / Q	Total Benefits (K+L+M+Q) / R	(J+R) TOTAL / S
								Date	Amount		Retirement (J = 33.85% of J)	Retire (DDI) (K = 0.126 of J)	Social Sec (6.2% of J)	Medicare (1.45% of J)	Life (I)				
1	4132	Chief Engineer, P.E. (UNCLASS)	Vice Zemon E Belanger 5/20/2022	SX-18	152,395	\$0	\$0	N/A	\$0	\$152,395	\$51,586	\$495	\$0	\$2,210	\$187	\$1,215	\$554	\$62,247	\$214,642
2	4671 D&A	Engineer Supervisor (Civil) P.E. (UNCLASS)	Vice Dionisio de Leon 9/30/2014	PX-10	92,933	0	0	N/A	0	92,933	11,438	495	0	1,348	887	57,215	554	41,257	154,190
TOTAL FILLED POSITIONS										2	\$245,328	\$63,024	\$990	\$2	\$3,558	\$1,101	\$103,504	\$1,108	\$104,612

\* Night Differential, Hazardous Workers Compensation, etc.  
 \*\* Indicate "LTA" for Limited Term Appointment, "TEMP" for Temporary Appointment, "UNCL" for Unclassified Appointment, "IDA" for Interim Duty Assignment (not to Position Title, and "TBD" for To Be Determined next to Position Number (where applicable)  
 1/ FY 2026 (current) Gov Guam contribution rate of 33.85% for the Government of Guam Retirement is subject to change.  
 2/ FY 2026 (current) Gov Guam contribution rate of 319.04 (bi-weekly) for DDI is subject to change.  
 3/ FY 2026 (current) Gov Guam contribution rate of 5187 (per annum) for Life Insurance is subject to change.

Input by Department												
Special Pay Categories												
No	Position Number / A	Position Title / B	Name of Incumbent / C	Holiday Pay / D	Night Diff Pay / E		Hazard Pay / F		Night Shift Pay / G		EMT Pay / H	
					17%	0%	15%	0%	1.5%	1.5%		
1	4132	Chief Engineer, P.E. (UNCLASS)	Vice Zemon E Belanger 5/20/2022	0	0	0	0	0	0	0	0	0
2	4671 D&A	Engineer Supervisor (Civil) P.E. (UNCLASS)	Vice Dionisio de Leon 9/30/2014	0	0	0	0	0	0	0	0	0
TOTAL VACANT POSITIONS FOR RECRUITMENT				0	0	0	0	0	0	0	0	0

1/ 10% of regular rate of pay, applicable from 6pm-6am; employee must work 4 consecutive hours after 6pm for entitlement of the pay

FOR INFORMATION ONLY - NOT PART OF FY 26 BUDGET REQUEST

Government of Guam  
Fiscal Year 2026  
Proposed  
Agency Staffing Pattern Summary  
Updated: 3/31/2026

FUNCTIONAL AREA: General Government  
DEPARTMENT / AGENCY: Public Works  
PROGRAM: Office of Highway Safety  
FUND: Federal Fund- National Highway Traffic Safety Administration (NHTSA)

Section Legend	AI	Alcohol and Other Drugs Countermeasures
PS-Ped. Safety	ITISIS	Islandwide Traffic Safety Information System
PT-Police Traffic	OP	Occupant Protection
	PA	Planning and Administration
	TRIMS	Traffic Records Information Management System

Input by Department														Input by Department						
(A)	(B)	(C)	(D)	(E)	(F)	(G)	(H)	(I)	(J)	(K)	(L)	(M)	(N)	(O)	(P)	(Q)	(R)	(S)		
No.	Pos. No. / Section	Position Title	Name of Incumbent	Grade/ Step	Salary	Overtime	Special*	INCREMENT		(E+F+G+I) Subtotal	Benefits					Medical (Premium)	Dental (Premium)	Total Benefits (K thru N)	(J + R) TOTAL	
								Date	Amt.		Retirement (J + 33.85%)	Retire (DDI) (\$19.01*26PP) 2	Social Sec (6.2% * J)	Medicare (1.45% * J)	Life 3					
										3385			0.0145							
1	4021 / 1098	PC II	Rosaline R Bersamin, 10183	MX-10	68,269	\$ -	\$ -	5/23/28	0	68,269	\$23,109	495	0	\$990	187	4,141	\$373	29,295	97,564	
2	4222 / 1065	Administrative Officer	Henry Leon Guerrero, 60890	LX-02	46,978	0	\$ -	6/7/2025	593	\$0,605	\$17,130	495	\$ -	\$734	187	\$4,141	\$373	23,541	74,146	
3	4688 / 1065	PC II	Camille Quinata, 37693	MX-03	53,571			8/23/26	326	53,897	\$18,244	495	0	\$782	187	4,141	\$373	24,222	78,119	
4	4730 / 1065	PC II	Van Fulgar, 59755	MX-03	53,571			4/8/26	2,030	55,601	\$18,821	495	0	\$806	187	9,794	\$742	30,845	86,446	
5	204 / 1065	Administrative Assistant	Ryan Crisostomo	HX-01	32,355			10/6/26	1,226	33,581	\$11,367			\$487						
5	<b>TOTAL FILLED POSITIONS</b>					<b>\$222,389</b>	<b>\$0</b>	<b>\$0</b>	<b>\$185,088</b>	<b>\$4,175</b>	<b>\$261,953</b>	<b>\$88,671</b>	<b>\$1,980</b>	<b>\$0</b>	<b>\$3,799</b>	<b>\$748</b>	<b>\$22,217</b>	<b>\$1,861</b>	<b>\$107,903</b>	<b>\$336,275</b>
1	204 / 1066	Administrative Assistant /PA (in lieu of PC I)	Vice Van N. Fulgar	JX-01	\$37,913	\$0	\$0	N/A	\$0	\$37,913	\$12,834	\$495	\$0	\$550	\$187	\$7,215	\$554	\$21,835	\$59,748	
2	4016 / 1066	PC I (in lieu of PC II)	Vice Jane M. Almandres	KX-01	41,372	0	0	N/A	0	41,372	\$14,004	495	0	\$995	187	\$7,215	\$554	23,450	64,822	
3	4574 / 1065	Highway Safety Administrator, in lieu of PC IV	Vice Therese Matanane	QX-09	\$98,182	\$0	\$0	N/A	\$0	\$98,182	\$33,235	\$495	\$0	\$1,424	\$187	\$7,215	\$554	\$43,110	\$141,292	
0	4079	PC IV	Vice Michael Poblete	DX-08	0	0	0	N/A	0	0	\$0	0	0	\$0	0	\$0	\$0	0	0	
0	4222	Admin. Officer (In lieu of Storekeeper II)	Vice A. Muna	LX-02	\$0	\$0	\$0	0	\$0	\$0	\$0	\$0	\$0	\$0	\$0	\$0	\$0	\$0	\$0	
0	4574/OP/AL/ITISIS	Administrative Assistant (in lieu of Data Control Clerk II)	Vice Claire Meno	JX-01	0	\$ -	\$ -	N/A	\$ -	0	\$0	0	\$ -	\$0	0	\$0	\$0	0	60,801	
0	4688	Highway Safety Administrator, in lieu of PC IV	Vice Therese Matanane	QX-05	0	0	0	N/A	0	0	\$0	0	0	\$0	0	\$0	\$0	0	0	
0	4004 / 1065	PC III (In lieu of MA IV)	Jane M. Almandres, 2468	NX-1	0	0	0	N/A	0	0	\$0	0	0	\$0	0	\$0	\$0	0	0	
3	<b>TOTAL VACANT POSITIONS FOR RECRUITMENT</b>					<b>177,467</b>	<b>0</b>	<b>0</b>	<b>0</b>	<b>0</b>	<b>177,467</b>	<b>60,073</b>	<b>1,485</b>	<b>0</b>	<b>2,969</b>	<b>561</b>	<b>21,645</b>	<b>1,662</b>	<b>88,395</b>	<b>326,663</b>
8	<b>TOTAL FTE/TEMP APPOINTMENT AND FUNDED VACANCY</b>					<b>399,856</b>	<b>0</b>	<b>0</b>	<b>N/A</b>	<b>4,175</b>	<b>261,953</b>	<b>148,744</b>	<b>3,465</b>	<b>0</b>	<b>6,768</b>	<b>1,309</b>	<b>43,862</b>	<b>3,523</b>	<b>196,298</b>	<b>662,938</b>

\* Night Differential / Hazardous / Worker's Compensation / etc.

\*\* Indicate "LTA" for Limited Term Appointment; "TEMP" for Temporary Appointment; "(UNC)" for Unclassified Appointment; "TDA" for Temporary Duty Assignment next to Position Title; and "TBD" for To Be Determined next to Position Number (where applicable).

1/ FY 2026 (current) GovGuam contribution rate of 33.85% for the Government of Guam Retirement is subject to change.

2/ FY 2026 (current) GovGuam contribution rate of \$19.01 (bi-weekly) for Death and Disability Insurance (DDI).

3/ FY 2026 (current) GovGuam contribution rate of \$187 (per annum) for Life Insurance.

Government of Guam  
Fiscal Year 2026  
Proposed  
Agency Staffing Pattern Summary

Input by Department											
No.	Pos. No. / Section	Position Title	Name of Incumbent	Special Pay Categories (D)	Special Pay Categories						(K) Subtotal (D+E+F+G+H+I+J)
					(E)	(F)	(G)	(H)	(I)	(J)	
					1/ Night Differential Pay 10%	2/ Hazard 10%	3/ Hazard 8%	4/ Nurse Sunday Pay 1.5	5/ Nurse Pay 1.5	6/ EMT Pay 15%	
1	4021 / 1098	PC II	Rosaline R Bersamin, 10183								
2	4222 / 1065	Administrative Officer	Henry Leon Guerrero, 60890								
3	4688 / 1065	PC II	Camille Quinata, 37693								
4	4730 / 1065	PC II	Van Fulgar, 59755								
5	204 / 1065	Administrative Assistant	Ryan Crisostomo								
5	<b>TOTAL FILLED POSITIONS</b>			\$0	\$0	\$0	\$0	\$0	\$0	\$0	\$0
1	204 / 1066	Administrative Assistant PA (in lieu of PC I)	Vice Van N. Fulgar	0	0	0	0	0	0	0	0
2	4016 / 1066	PCI (in lieu of PC II)	Vice Jane M. Almandres								
3	4574 / 1065	Highway Safety Administrator, in lieu of PC IV	Vice Therese Matanane								
0	4079	PC IV	Vice Michael Poblete								
0	4222	Admin. Officer (In lieu of Storekeeper II)	Vice A. Muna								
0	4574/OP/AL/ITSIS	Administrative Assistant (in lieu of Data Control Clerk II)	Vice Claire Meno								
0	4688	Highway Safety Administrator, in lieu of PC IV	Vice Therese Matanane								
0	4004 / 1065	PC III (In lieu of MA IV)	Jane M. Almandres, 2468								
3	<b>TOTAL FUNDED VACANCIES FOR RECRUITMENT</b>										
8	<b>TOTAL FTE/TEMP APPOINTMENT AND FUNDED VACANCY</b>			\$0	\$0	\$0	\$0	\$0	\$0	\$0	\$0

1/ 10% of regular rate of pay, applicable from 6pm- 6am, employee must work 4 consecutive hours after 6pm for entitlement of the pay

**FOR INFORMATION ONLY - Not part of the FY'26 Budget Request**

FUNCTIONAL AREA: General Government  
DEPARTMENT / AGENCY: Public Works  
PROGRAM: Highways

Section Legend	ADM	Administrative Support
	HC	Highway Construction
	ROW	Rights of Way
	TM	Traffic Management

FUND: Federal Fund - Federal Highway Administration (FHWA)

(Per OFB Request)

Input by Department											Input by Department										
No.	(A) Pos. No. / Section	(B) Position Title	(C) Name of Incumbent	(D) Grade/ Step	(E) Salary	(F) Overtime	(G) Special*	(H) INCREMENT		(J) Subtotal (E+F+G+I)	Benefits					(P) Medical (Premium)	(Q) Dental (Premium)	(R) Total Benefits (K thru Q)	(S) (J + R) TOTAL		
								Date	Amt.		Retirement (J * 33.85%)	Retire (DDI) (9.01 * 26PP)	Social Sec (6.2% * J)	Medicare (1.45% * J)	Life 3/						
																				(K)	(L)
											3,385										
1	202 / TM	Electrician Supervisor (in lieu of Planner II)	Peter E. Beltran, 9935	LX-08	58,373	4,697	0	8/21/26	309	63,379	\$21,454	495	0	919	187	4,801	342	28,198	91,577		
2	209	Program Coordinator II	Francis TC Gumataotao, 25650	M-02	51,615	0	0	6/19/26	652	52,267	\$17,692	495	0	758	187	8,551	342	28,025	80,292		
3	243 / ROW	Land Agent I	Elizabeth D Marzan, 7087	IX-09	46,419	0	0	3/1/26	859	47,278	\$16,004	495	0	686	187	8,551	342	26,265	73,543		
4	4010	Federal Program Administrator	Jose M. Quinata, Jr., 4100	QX-11	104,510	0	0	1/22/27	0	104,510	\$35,377	495	0	1,515	187	11,192	653	49,419	153,929		
5	4011	Engineer II	Jose Ben Jr. G. Pujol, 60601	NX-04	61,401	0	0	12/6/26	0	61,401	\$20,784	495	0	890	187	13,493	404	36,253	97,654		
6	4140 / HC	Engineer Supervisor (in lieu of Engineer III)	Arce O Fontbuena, 4537	PX-09	590,075	\$0	\$0	12/25/26	\$0	590,075	\$30,490	\$495	\$0	1,306	187	8,310	486	\$41,274	\$131,349		
7	4556 / ROW	Land Agent II	Karen N Charfauros, 10125	KX-08	53,356	0	0	7/31/26	423	53,779	\$18,204	495	0	780	187	8,551	342	28,559	82,338		
8	4579 / TM	Engineer Supervisor	Romualdo C Domingo, 6563	PX-12	98,923	0	0	2/7/27	0	98,923	\$33,485	495	0	1,434	187	8,310	486	44,397	143,320		
9	4593 / TM	Electrician II	Remigio D Ringor, 10237	JX-08	48,894	4,058	0	8/14/26	259	53,211	\$18,012	495	0	772	187	21,918	653	42,037	95,248		
10	4614	Program Coordinator III	Joy A Manibusan, 25130	NX-02	56,999	0	0	6/25/26	720	57,719	\$19,538	495	0	837	187	8,551	342	29,950	87,669		
11	4618	Electronics Technician II	Gerone B. Francisco, 10943	IX-04	39,004	2,394	0	6/1/26	493	41,891	\$14,180	495	0	607	187	11,192	653	27,314	69,205		
12	4624	Engineer Supervisor	Carnencia C. Cortez, 2632	PX-08	87,305	0	0	10/10/26	0	87,305	\$29,553	495	0	1,266	187	8,310	486	40,297	127,602		
13	5043 / HPCC	Engineering Technician II	Peter D Esteban, 4220	JX-11	53,699	6,203	0	1/5/27	0	59,902	\$20,277	495	0	869	187	11,192	653	33,673	93,575		
14	5047	Program Coordinator IV	Kelly Escuadra, 7180	OX-08	78,508	0	0	10/21/26	0	78,508	\$26,575	495	0	1,138	187	11,192	653	40,240	118,748		
15	4582	Land Agent II	Franklin-Gerald Fernandez, 10002354	KX-01	41,372	0	0	8/25/26	261	41,633	\$14,093	495	0	604	187	11,192	653	27,225	68,858		
15	TOTAL FILLED POSITIONS					970,453	17,352	0	0	3,976	991,781	335,718	7,425	0	14,381	2,896	155,306	7,490	523,126	1,514,907	
1	4087	Special Projects Coordinator (Uncl)	Matthew Andre P. Apelo, 60875	NX-01	54,918	0	0	N/A	0	54,918	\$18,590	495	0	796	187	21,918	653	42,639	97,557		
2	4118	Special Projects Coordinator in lieu of Engineer III (Uncl)	Dexter L. Aguon, 63115	NX-01	54,918	0	0	N/A	0	54,918	\$18,590	495	0	796	187	8,310	486	28,864	83,782		
3	4564	Special Project Coordinator (Uncl)	Ian Frank P. Wusstig, 38164	NX-01	54,918	0	0	N/A	0	54,918	\$18,590	495	0	796	187	4,801	342	25,211	80,129		
4	4571	Special Project Coordinator (Uncl)	Thomas Camacho, 60615	NX-01	54,918	0	0	N/A	0	54,918	\$18,590	495	0	796	187	4,801	342	25,211	80,129		
5	4736 / TDA-DOA	Special Projects Coordinator (Uncl)	James B Respico, 5294	NX-07	68,648	0	0	N/A	0	68,648	\$23,237	495	0	995	187	13,493	404	38,811	107,459		
6	4581	Special Projects Coordinator (Uncl)	Noah Peredo	NX-01	54,918	0	0	N/A	0	54,918	\$18,590	495	0	796	187	13,493	404	33,965	88,883		
6	TOTAL LIMITED TERM APPOINTMENT/UNCLASSIFIED POSITIONS					343,238	0	0	0	0	343,238	116,187	2,970	0	4,975	1,122	66,816	2,631	194,701	537,939	
21	TOTAL FILLED POSITIONS & LTA/UNCLASSIFIED POSITIONS					1,313,691	17,352	0	—	3,976	1,335,019	451,905	10,395	0	19,356	3,928	222,122	10,121	717,827	2,052,846	

Input by Department											Input by Department										
No.	(A) Pos. No. / Section	(B) Position Title	(C) Name of Incumbent	(D) Grade/ Step	(E) Salary	(F) Overtime	(G) Special*	(H) INCREMENT		(J) Subtotal (E+F+G+I)	Benefits					(P) Medical (Premium)	(Q) Dental (Premium)	(R) Total Benefits (K thru Q)	(S) (J + R) TOTAL		
								Date	Amt.		Retirement (J * 33.85%)	Retire (DDI) (9.01 * 26PP)	Social Sec (6.2% * J)	Medicare (1.45% * J)	Life 3/						
																				(K)	(L)

Government of Guam  
Fiscal Year 2026  
Agency Staffing Pattern Summary  
Updated: 3/31/2026

0	203	Program Coordinator II	Jacqueline Taitano	M-01	0	0	0	\$0	N/A	0	0	0	0	0	0	\$0	\$0	0	0		
1	207	PC IV (in lieu of PC I Joey mambusan)	HR control 7396249	OX-01	60,875	0	0	0	N/A	0	60,875	\$20,606	495	0	883	187	\$7,215	\$554	29,940	90,815	
1	208	Program Coordinator I (TEMP)	vice Marlon R. Molinas, 11245	KX-01	41,372	0	0	0	N/A	0	41,372	\$14,004	495	0	600	187	4,801	342	20,429	61,801	
	248	Special Projects Coordinator (I net)	Vice Francis T.C. Gumataotau	N-01	0	0	0	0	N/A	0	0	\$0	0	0	0	0	\$0	\$0	0	0	
	4005	Chief Engineer	Vice P. Singel	S-18	0	0	0	0	N/A	0	0	\$0	0	0	0	0	\$0	\$0	0	0	
2	4020	Program Coordinator IV (in lieu of PC I - OHS)	SP2023 HR control 7455866	OX-01	60,875	0	0	0	N/A	0	60,875	\$20,606	495	0	883	187	\$7,215	\$554	29,940	90,815	
	4122	Engineer II	SP94	N-12	0	0	0	0	N/A	0	0	\$0	0	0	0	0	\$0	\$0	0	0	
	4123	Electrician	Vice Remigio D. Ringor	I-01	0	0	0	0	N/A	0	0	\$0	0	0	0	0	\$0	\$0	0	0	
	4145	Electrician I	Vice Peter Beltran	I-01	0	0	0	0	N/A	0	0	\$0	0	0	0	0	\$0	\$0	0	0	
	4438	Administrative Assistant	Vice Gloria Cordero	J-01	0	0	0	0	N/A	0	0	\$0	0	0	0	0	\$0	\$0	0	0	
	4520	Engineer I	Vice Carel Rose M. Manuel	L-08	0	0	0	0	N/A	0	0	\$0	0	0	0	0	\$0	\$0	0	0	
	4538	Special Projects Coordinator	Vice Marlon R. Molinas	N-01	0	0	0	0	N/A	0	0	\$0	0	0	0	0	\$0	\$0	0	0	
	4525	Engineer II	SP94	N-12	0	0	0	0	N/A	0	0	\$0	0	0	0	0	\$0	\$0	0	0	
3	4558	MA IV (In lieu of Planning Tech II)	Vice Charles Balco	O-06	0	0	0	0	N/A	0	0	\$0	0	0	0	0	\$0	\$0	0	0	
4	4555	MA IV	Vice Jesus G. Duenas SP 2010	OX-01	60,875	0	0	0	N/A	0	60,875	\$20,606	495	0	883	187	\$7,215	\$554	29,940	90,815	
	4569	Rights-Of-Way-Supervisor	Vice Joy Jean Arceo	MX-01	49,731	0	0	0	N/A	0	49,731	\$16,834	495	0	721	187	\$7,215	\$554	26,006	75,737	
	4572	Engineer Supervisor	SP 96	P-01	0	0	0	0	N/A	0	0	\$0	0	0	0	0	\$0	\$0	0	0	
	4573 / HC	Engineer III	Vice Crispin B. Bensen	O-01	0	0	0	0	N/A	0	0	\$0	0	0	0	0	\$0	\$0	0	0	
	4575	Land Agent II	Vacant	K-01	0	0	0	0	N/A	0	0	\$0	0	0	0	0	\$0	\$0	0	0	
	4576 / ROW	Land Agent I	Vice Heidi Jeanette T. Carlos	I-07	0	0	0	0	N/A	0	0	\$0	0	0	0	0	\$0	\$0	0	0	
	4578	ADA Coordinator(HRD23-066A)	Vice Land Agent III, Vacant	M-01	0	0	0	0	N/A	0	0	\$0	0	0	0	0	\$0	\$0	0	0	
5	4580	Land Agent III	Vacant	MX-01	49,731	0	0	0	N/A	0	49,731	\$16,834	495	0	721	187	\$7,215	\$554	26,006	75,737	
	4581	Program Coordinator I	Vice Planner I, SP 1999		0	0	0	0	N/A	0	0	\$0	0	0	0	0	\$0	\$0	0	0	
	4614	Program Coordinator III (CS)	Vice James Mummert	N-02	0	0	0	0	N/A	0	0	\$0	0	0	0	0	\$0	\$0	0	0	
	4622	Engineer Supervisor	Vice Isidro C. Ditarosan	P-01	0	0	0	0	N/A	0	0	\$0	0	0	0	0	\$0	\$0	0	0	
	4663	Engineer I	Vice Jose Ben Jr. G. Pujol	L-01	0	0	0	0	N/A	0	0	\$0	0	0	0	0	\$0	\$0	0	0	
	4667	Engineer Supervisor	SP94	P-01	0	0	0	0	N/A	0	0	\$0	0	0	0	0	\$0	\$0	0	0	
	4684	Electrician I	Vacant	I-01	0	0	0	0	N/A	0	0	\$0	0	0	0	0	\$0	\$0	0	0	
	4688	Program Coordinator IV	SP 2008	O-06	0	0	0	0	N/A	0	0	\$0	0	0	0	0	\$0	\$0	0	0	
	4733	Program Coordinator II (FA)	SP2008	M-06	0	0	0	0	N/A	0	0	\$0	0	0	0	0	\$0	\$0	0	0	
	4962	Engineer III	SP94	N-14	0	0	0	0	N/A	0	0	\$0	0	0	0	0	\$0	\$0	0	0	
	5015	Electronics Technician II	SP2005	I-01	0	0	0	0	N/A	0	0	\$0	0	0	0	0	\$0	\$0	0	0	
	5047	Program Coordinator IV (in lieu of Engineer II)	SP94	N-12	0	0	0	0	N/A	0	0	\$0	0	0	0	0	\$0	\$0	0	0	
	TBD	Program Coordinator II (IT/PO)	To Be Established	M-04	0	0	0	0	N/A	0	0	\$0	0	0	0	0	\$0	\$0	0	0	
	TBD	Program Coordinator I (FA)	To Be Established	K-10	0	0	0	0	N/A	0	0	\$0	0	0	0	0	\$0	\$0	0	0	
	TBD	Program Coordinator I (DC)	To Be Established	K-06	0	0	0	0	N/A	0	0	\$0	0	0	0	0	\$0	\$0	0	0	
	TBD	Biologist II	To Be Established	N-08	0	0	0	0	N/A	0	0	\$0	0	0	0	0	\$0	\$0	0	0	
	TBD	Lab Manager	To Be Established	N-08	0	0	0	0	N/A	0	0	\$0	0	0	0	0	\$0	\$0	0	0	
	TBD	Engineer I	To Be Established	N-10	0	0	0	0	N/A	0	0	\$0	0	0	0	0	\$0	\$0	0	0	
	TBD	Engineer II	To Be Established	N-12	0	0	0	0	N/A	0	0	\$0	0	0	0	0	\$0	\$0	0	0	
	TBD	Engineer II	To Be Established	N-12	0	0	0	0	N/A	0	0	\$0	0	0	0	0	\$0	\$0	0	0	
5	TOTAL VACANT POSITIONS FOR RECRUITMENT				0	323,459	0	0	0	0	323,459	109,490	2,970	0	4,691	1,122	40,876	3,112	162,261	485,720	
26	GRAND TOTAL				0	\$1,637,150	\$17,352	\$0	---	0	\$3,976	\$1,658,478	\$561,395	\$13,365	\$0	\$24,047	\$5,050	\$267,998	\$13,233	\$880,088	\$2,538,566

\* Night Differential / Hazardous / Worker's Compensation / etc.

\*\* Indicate "LTA" for Limited Term Appointment; "TEMP" for Temporary Appointment; "(UNC)" for Unclassified Appointment; "TDA" for Temporary Duty Assignment next to Position Title; and "TBD" for To Be Determined next to Position Number (where applicable).

1/ FY 2026 (current) GovGuam contribution rate of 33.85% for the Government of Guam Retirement is subject to change.

2/ FY 2026 (current) GovGuam contribution rate of \$19.01 (bi-weekly) for Death and Disability Insurance (DDI).

3/ FY 2026 (current) GovGuam contribution rate of \$187 (per annum) for Life Insurance.

TBD - Position number to be determined

Input by Department  
Special Pay Categories

Government of Guam  
Fiscal Year 2026  
Agency Staffing Pattern Summary  
Updated: 3/31/2026

(A) No.	(B) Pos. No. / Section	(C) Position Title	(D) Name of Incumbent	(E) Holiday Pay	(F)	(G)	(H)	(I)	(J)	(K) +E+F+G+H+I+J Subtotal	
					1/ Night Differential Pay 10%	2/ Hazard 10%	3/ Hazard 8%	4/ Nurse Sunday Pay 1.5	5/ Nurse Pay 1.5		6/ EMT Pay 15%
1	202 / TM	Electrician Supervisor (in lieu of Planner II)	Peter E. Beltran	0	0	0	0	0	0	0	
2	209	Program Coordinator II	Francis TC Gumataotao	0	0	0	0	0	0	0	
3	243 / ROW	Land Agent I	Elizabeth D. Marzan								
4	4010	Federal Program Administrator	Jose M. Quinata, Jr.								
5	4011	Engineer II	Jose Ben Jr. G. Pujol	0	0	0	0	0	0	0	
6	4140 / HC	Engineer Supervisor (in lieu of Engineer III)	Arce O. Fontbuena								
7	4556 / ROW	Land Agent II	Karen N. Charlauros								
8	4579 / TM	Engineer Supervisor	Romualdo C. Domingo	0	0	0	0	0	0	0	
9	4593 / TM	Electrician II	Remigio D. Ringor								
10	4614	Program Coordinator III	Joey A. Manibusan, 25130	0	0	0	0	0	0	0	
11	4618	Electronics Technician II	Gerone B. Francisco	0	0	0	0	0	0	0	
12	4624	Engineer III	Carmencita C. Cortez	0	0	0	0	0	0	0	
13	5043 / HPCC	Engineering Technician II	Peter D. Esteban	0	0	0	0	0	0	0	
14	5047	Program Coordinator IV	Kelly Escudra, 7180	0	0	0	0	0	0	0	
15	4068	Data Entry Clerk II	Candice Tainatongo, 60634	0	0	0	0	0	0	0	
15	TOTAL FILLED POSITIONS										
1	4087	Special Projects Coordinator (Uncl)	Matthew Andre P. Apelo								
2	4118	Special Projects Coordinator in lieu of Engineer III (Uncl)	Dexter L. Aguon								
3	4538	Special Projects Coordinator	Marlon R. Molinas								
4	4564	Special Project Coordinator (Uncl)	Ian Frank P. Wussug								
5	4571	Special Project Coordinator (Uncl)	Thomas Camacho								
6	4736 / TDA-DOA	Special Projects Coordinator (Uncl)	James B. Respico								
7	4651	Special Projects Coordinator (Uncl)	Paul Ibanez, 10000907								
7	TOTAL LIMITED TERM APPOINTMENT/UNCLASSIFIED POSITIONS										
22	TOTAL FILLED POSITIONS & LTA/UNCLASSIFIED POSITIONS										
1	203	Program Coordinator II	Jacqueline Taitano								
2	207	Program Coordinator I	Joey A. Manibusan								
3	210	PC IV	Vice Victor Pangelman								
4	248	Special Projects Coordinator (Uncl)	Vice Francis T.C. Gumataotao								
5	4005	Chief Engineer	Vice P. Slagel								
6	4020	Program Coordinator IV (in lieu of PC I - OHS)	SP2023								
7	4122	Engineer II	SP94								
8	4123	Electrician	Vice Remigio D. Ringor								
9	4145	Electrician I	Vice Peter Beltran								
10	4438	Administrative Assistant	Vice Glona Cordeto								
11	4520	Engineer I	Vice Carel Rose M. Manuel								
12	4538	Special Projects Coordinator	Vice Marlon R. Molinas								

Government of Guam  
Fiscal Year 2026  
Agency Staffing Pattern Summary  
Updated: 3/31/2026

13	4525	Engineer II	SP94								
14	4558	MA IV (In lieu of Planning Tech II)	Vice Charles Baleto								
	4555	MA IV	Vice Jesus G. Duenas SP 2010								
15	4569	Rights-Of-Way-Supervisor	Vice JoyJean Arceo	0	0	0	0	0	0	0	0
16	4572	Engineer Supervisor	SP 96								
17	4573 / HC	Engineer III	Vice Crispin B Bensen								
18	4575	Land Agent II	Vacant								
19	4576 / ROW	Land Agent I	Vice Heidi Jeanette T. Carlos								
20	4578	ADA Coordinator(HRD23-066A)	Vice Land Agent III, Vacant								
21	4580	Land Agent III	Vacant								
22	4581	Program Coordinator I	Vice Planner I, SP 1999								
23	4614	Program Coordinator III (CS)	Vice James Mummert								
24	4622	Engineer Supervisor	Vice Isidro C Dnaosau								
25	4663	Engineer I	Vice Jose Ben Jr. G. Pajol								
26	4667	Engineer Supervisor	SP94								
27	4684	Electrician I	Vacant								
28	4688	Program Coordinator IV (FA Sup)	SP 2008								
29	4733	Program Coordinator II (FA)	SP2008	0	0	0	0	0	0	0	0
30	4962	Engineer III	SP94								
31	5015	Electronics Technician II	SP2005								
32	5047	Program Coordinator IV (in lieu of Engineer II)	SP94								
33	TBD	Program Coordinator II (IT/PO)	To Be Established								
34	TBD	Program Coordinator I (FA)	To Be Established								
35	TBD	Program Coordinator I (DC)	To Be Established								
36	TBD	Biologist II	To Be Established								
37	TBD	Lab Manager	To Be Established								
38	TBD	Engineer I	To Be Established								
39	TBD	Engineer II	To Be Established								
40	TBD	Engineer II	To Be Established								
40	TOTAL VACANT POSITIONS FOR RECRUITMENT			0	0	0	0	0	0	0	0
62	GRAND TOTAL			0	0	0	0	0	0	0	0

1) 10% of regular rate of pay, applicable from 6pm - 6am, employee must work 4 consecutive hours after 6pm for entitlement of the pay

FOR INFORMATION ONLY - Not part of the FY'26 Budget Request

SUBJECT: FY26 2ND QUARTER REPORT DATE: 5/1/26



**ACKNOWLEDGEMENT CHECKLIST:** Please check mark each report received and acknowledge receipt on the space to the right of your agency listed. Thank you.

To: **Speaker, I Mina' Trentai Ocho Na Liheslaturan Guahan, Haqatna**

SUBMITTED VIA EMAIL TO:  
speakerblas@guamlegislature.gov

To: **Director, Department of Administration**

SUBMITTED VIA EMAIL TO:  
florence.salas@doa.guam.gov  
marygrace.edrosa@doa.guam.gov

To: **Governor of Guam, Office of the Governor  
RJ Bordallo Complex, Adelup**

- 1  Financial Report
- 2  FGIA Financial Report
- 3  Revenue Summary Report
- 4  Summary of Public Streetlights Cost
- 5  Federally Funded Highway Projects -Utility Relocation Costs
- 6  Off-Island Travel Report
- 7  Prior Years Obligation (Paid)
- 8  Prior Years Obligation (Unpaid)
- 9  Staffing Pattern

Received By: *Office of the Governor*  
Name: *JOMICHAEL QUINATA*  
Date: *5-11-26* Time: *10:21AM*

To: **Director, BBMR, Governor's Office, Adelup**

SUBMITTED VIA EMAIL TO:  
Bill.Taitingfong@bbmr.guam.gov  
cc: admin@bbmr.guam.gov

To: **Guam State Clearinghouse (Lt Gov Office, Adelup)**

FGIA Financial Report (Federally Funded Program Only)

SUBMITTED VIA EMAIL TO:  
clearinghouse@guam.gov  
cc: stephanie.flores@guam.gov  
candise.aragon@guam.gov

To: **Dept of Administration, Accounting Division (Federal Branch)**

FGIA Financial Report (Federally Funded Program Only)

SUBMITTED VIA EMAIL TO:  
armilynn.lujan@doa.guam.gov  
krystyna.ilagan@doa.guam.gov  
michael.cabral@doa.guam.gov

To: **Public Utilities Commission (Ste 807, DNA Bldg, Haqatna)**

Federally Funded Highway Projects -Utility Relocation Costs

Received By: *PUC*  
Name: *Sheila Salas*  
Date: *5/11/26* Time: *10:05AM*

To: **Public Auditor, Office of the Public Auditor (4th Flr DNA Bldg, Haqatna)**

- 1  Financial Report
- 2  FGIA Financial Report
- 3  Revenue Summary Report
- 4  Summary of Public Streetlights Cost
- 5  Federally Funded Highway Projects -Utility Relocation Costs
- 6  Off-Island Travel Report
- 7  Prior Years Obligation (Paid)
- 8  Prior Years Obligation (Unpaid)
- 9  Staffing Pattern

Received By: *OPA*  
Name: *MARISOL ANDRADE*  
Date: *5/11/2026* Time: *10:00AM*

**This original sheet is given to OPA after all agencies, listed, have acknowledged receipt. A copy is returned to the DPW Administrative Services Division, Fiscal Management Office, Heidi Carlos, 671-646-3231. Thank you.**



*The Honorable*  
**LOURDES A. LEON GUERRERO**  
*Maga' Håga - Governor*

*The Honorable*  
**JOSHUA F. TENORIO**  
*Sigundo Maga' Låhi - Lieutenant Governor*



**public works**  
DIPATTAMENTOR CHE'CHO' PUPBLEKO  
**VINCENT P. ARRIOLA**

*Director*

**LINDA J. IBANEZ**

*Deputy Director*

**ERNEST G. CANDOLETA, JR.**

*Deputy Director*

**08 MAY 2026**

The Honorable Frank Blas Jr.  
Speaker, 38<sup>th</sup> Guam Legislature  
Guam Congress Building  
163 W. Chalan Santo Papa  
Hagatna, Guam 96932

Subject: Fiscal Year 2026 Second Quarter – Financial Reports

**Dear Honorable Speaker:**

*Buenas yan Håfa A'dai!* Transmitted herewith is the Department of Public Works' Financial Reports for FY 2026 Second Quarter (*Year-to-Date*) – (*from the Months of October 1, 2025 thru March 31, 2026*).

This report can be viewed on our website at [www.dpw.guam.gov](http://www.dpw.guam.gov).

Should you require further information or inquiries, please do not hesitate to contact my office at 671-646-3131.

*Si Yu'us Ma'ase!*

VINCENT P. ARRIOLA



*Attachment(s): Financial Reports*

cc: Governor of Guam  
Public Auditor, OPA  
Director, BBMR  
Director, DOA

HCarlos/ DLorenzo

**DEPARTMENT OF PUBLIC WORKS  
OVERALL SUMMARY OF ACCOUNTS  
FY 2026 SECOND QUARTER REPORT**

Source: GFMIS Accounting & Data Warehouse System

		As of March 31, 2026				
Funding Source	Account No.	Total Appropriations / Grants Awarded	FY 2026 Actual Expenditures	FY 2026 Actual Encumbrances	FY 2026 Projected Expenditures	FY 2026 Available Balances (A-B-C-D)
<b>GENERAL FUND ANNUAL APPROPRIATION</b>						
2% GF RSRV - DPW ROAD RESURFACE		5,399,214	-	5,399,214	-	-
<b>General Fund (Annual) Total:</b>		<b>5,399,214</b>	<b>-</b>	<b>5,399,214</b>	<b>-</b>	<b>-</b>
<b>DOE OPERATIONS FUND</b>						
FY2024-SSHS - Construction Management Services		6,510,525	930,083	6,051,800	(471,357)	-
<b>General Fund (Annual) Total:</b>		<b>6,510,525</b>	<b>930,083</b>	<b>6,051,800</b>	<b>(471,357)</b>	<b>-</b>
<b>NON-APPROPRIATED AND OTHER FUNDS</b>						
DEP - Bus Operations School Bus (former X-acct)		4,150,207	15,689	19,299	4,115,219	-
DEP - Bus Operations School Bus (former X-acct)		-	-	-	-	-
<b>Non-Appropriated and Other Funds Total:</b>		<b>4,150,207</b>	<b>15,689</b>	<b>19,299</b>	<b>4,115,219</b>	<b>-</b>
<b>GUAM EDUCATIONAL FACILITIES FUND ANNUAL APPROPRIATION</b>						
Bus Operations - GEFF		15,065	(46)	15,065	46	-
Bus Operations - GEFF		7,907,558	2,981,977	9,880	4,915,701	-
<b>Territorial Educational Facilities Fund Total:</b>		<b>7,907,558</b>	<b>2,981,977</b>	<b>9,880</b>	<b>4,915,701</b>	<b>-</b>
<b>GENERAL FUND ANNUAL APPROPRIATION</b>						
Director's Office		1,356,533	405,021	-	951,512	-
Capital Improvement Projects		1,131,264	291,115	-	840,150	-
Transportation Maintenance		1,626,873	588,879	-	1,037,994	-
<b>General Fund Total:</b>		<b>4,114,670</b>	<b>1,285,015</b>	<b>-</b>	<b>2,829,655</b>	<b>-</b>
<b>GUAM HIGHWAY FUND ANNUAL APPROPRIATION</b>						
Director's Office		1,106,259	534,941	186,587	384,731	-
Capital Improvement Projects		97,779	13,651	9,663	74,465	-
Transportation Maintenance		288,645	55,539	44,099	189,007	-
Bus Operation		-	-	-	-	-
Building Construction & Facilities Maintenance		1,052,180	216,517	22,976	812,687	-
Highways		4,229,959	1,342,813	95,090	2,792,056	-
HMC - Village Streets & Roads Resurfacing/Repairs		2,000,000	217,483	371,738	1,410,779	-
HMC - Bike Ln/ Village Resurfacing/Repairs		1,500,000	3,400	17,070	1,479,530	-
<b>Guam Highway Fund Total:</b>		<b>10,274,822</b>	<b>2,384,344</b>	<b>747,223</b>	<b>7,143,254</b>	<b>-</b>
<b>GF &amp; GHF &amp; GEFF ANNUAL APPROPRIATIONS:</b>		<b>22,297,050</b>	<b>6,651,336</b>	<b>757,103</b>	<b>14,888,611</b>	<b>-</b>
<b>FY26 Abandoned and Junk Vehicle Removal PRG - WR-Local All others (former Z-acct)</b>						
Abandoned and Junk Vehicle Removal PRG		2,000,000	-	-	2,000,000	-
<b>Abandoned and Junk Vehicle Removal PRG Fund Total:</b>		<b>2,000,000</b>	<b>-</b>	<b>-</b>	<b>2,000,000</b>	<b>-</b>
<b>GUAM HIGHWAY FUND (CONTINUING)</b>						
Add'l Village Streets/Road Resurfacing/Repair		141,198	6,419	-	134,778	-
<b>Guam Highway Fund (Continuing) Total:</b>		<b>141,198</b>	<b>6,419</b>	<b>-</b>	<b>134,778</b>	<b>-</b>
<b>BUILDING AND DESIGN FUND (CONTINUING AND NON-APPROPRIATED)</b>						
DPW Building and Design Fee Account		526	-	-	526	-
DPW Building and Design Fee Account		11,558	-	-	11,558	-
DPW Building and Design Fee Account		25,365	-	-	25,365	-
DPW Building and Design Fee Account		25,452	-	-	25,452	-
DPW Building and Design Fee Account		(18,960)	-	-	25,540	(44,500)
DPW Building and Design Fee Account		2,214,098	235,787	28,830	1,949,481	-
DPW Building and Design Fee Account		1,942,375	-	490,939	1,451,436	-
DPW Building and Design Fee Account		2,956,750	793	16,144	2,939,813	-
<b>DPW Building and Design Fee Sub-Total:</b>		<b>7,157,164</b>	<b>236,580</b>	<b>535,913</b>	<b>6,429,171</b>	<b>(44,500)</b>
DPW BDF - 25% Building Permits Fees		(15,320)	-	-	-	(15,320)
DPW BDF - 25% Building Permits Fees		174,066	-	-	174,066	-
DPW BDF - 25% Building Permits Fees		166,481	-	-	166,481	-
DPW BDF - 25% Building Permits Fees		1,037,360	-	-	1,037,360	-
DPW BDF - 25% Building Permits Fees		3,035,663	-	-	3,035,663	-
DPW BDF - 25% Building Permits Fees		4,734,176	-	-	4,734,176	-
<b>BDF - 25% Building Permits Fees Sub-Total:</b>		<b>9,132,426</b>	<b>-</b>	<b>-</b>	<b>9,147,746</b>	<b>(15,320)</b>
<b>Building and Design Fund Grand Total:</b>		<b>16,289,590</b>	<b>236,580</b>	<b>535,913</b>	<b>15,576,917</b>	<b>(59,820)</b>

**DEPARTMENT OF PUBLIC WORKS  
OVERALL SUMMARY OF ACCOUNTS  
FY 2026 SECOND QUARTER REPORT**

Source: GFMIS Accounting & Data Warehouse System		As of March 31, 2026				
		A	B	C	D	E
Funding Source	Account No.	Total Appropriations / Grants Awarded	FY 2026 Actual Expenditures	FY 2026 Actual Encumbrances	FY 2026 Projected Expenditures	FY 2026 Available Balances (A-B-C-D)
<b>FEDERAL HIGHWAY ADMINISTRATION (FHWA)</b>						
Highways		224,068,875	62,899,134	13,703,848	147,465,893	-
<b>Federal Highway Administration Total:</b>		<b>224,068,875</b>	<b>62,899,134</b>	<b>13,703,848</b>	<b>147,465,893</b>	<b>-</b>
<b>NATIONAL HIGHWAY TRANSPORTATION SAFETY ADMINISTRATION (NHTSA)</b>						
Office of Highway Safety		3,044,433	119,588	-	2,924,845	-
<b>National Highway Transportation Safety Administration Total:</b>		<b>3,044,433</b>	<b>119,588</b>	<b>-</b>	<b>2,924,845</b>	<b>-</b>
<b>AMERICAN RESCUE PLAN (ARPA)</b>						
Administrative Services		6,600,100	1,568,950	5,031,050	100	-
CIP Building & Design (Permit Center)		-	-	-	-	-
Transportation Maintenance		357,514	357,514	-	-	-
Bus Operations		-	-	-	-	-
Building Construction & Facilities Maintenance		-	-	-	-	-
Division of Highways		22,033,843	723,089	10,754	21,300,000	-
<b>Federal Highway Administration Total:</b>		<b>28,991,457</b>	<b>2,649,553</b>	<b>5,041,804</b>	<b>21,300,100</b>	<b>-</b>
<b>U.S. DEPARTMENT OF INTERIOR (USDOI)</b>						
US DOI/CIP - RJ Bordallo Complex Phase II		-	-	16,000	(16,000)	-
USDOI CIP - DPW Southern HS Drainage Project		5,249,000	-	-	5,249,000	-
USDOI - FY17 IA OPS		210,850	-	186,100	24,750	-
USDOI - FY21 IA OPS Offset #2 (DPW)		461,003	-	1,806	459,197	-
USDOI - FY23 IA OPS		336,000	-	336,000	-	-
USDOI - TM & Fleet Support Program		88,143	2,205	-	85,938	-
<b>U.S. Department of Interior Total:</b>		<b>6,344,996</b>	<b>2,205</b>	<b>539,906</b>	<b>5,802,885</b>	<b>-</b>
<b>FEMA</b>						
PA-09-GU-4715 Typhoon Mawar	PA-09-GU-4715					
<b>FEMA Total:</b>		<b>-</b>	<b>-</b>	<b>-</b>	<b>-</b>	<b>-</b>
<b>2022 CLEAN SCHOOL BUS REBATE</b>						
Bus Operations Division		9,875,000	-	-	9,875,000	-
<b>2022 CSB Rebate Total:</b>		<b>9,875,000</b>	<b>-</b>	<b>-</b>	<b>9,875,000</b>	<b>-</b>
<b>SUB-GRANTEE (FEDERAL)</b>						
PUBLIC HEALTH LEVEL 2/3 LAB (W220201001)		8,937,549	1,987,991	4,457,202	2,492,356	-
Diesel School Bus Replacement (DERA)					0	0
<b>Sub-Grantee Total:</b>		<b>8,937,549</b>	<b>1,987,991</b>	<b>4,457,202</b>	<b>2,492,356</b>	<b>-</b>
<b>LOCAL FUNDS TOTAL:</b>		<b>56,787,784</b>	<b>7,840,108</b>	<b>12,763,329</b>	<b>36,244,168</b>	<b>(59,820)</b>
<b>FEDERAL FUNDS TOTAL:</b>		<b>281,262,311</b>	<b>67,658,472</b>	<b>23,742,760</b>	<b>189,861,079</b>	<b>-</b>
<b>GRAND TOTAL:</b>		<b>338,050,095</b>	<b>75,498,579</b>	<b>36,506,089</b>	<b>226,105,247</b>	<b>(59,820)</b>

OFB/Departmental Funding/Expenditure Fact Sheet  
(GENERAL FUND)  
OVERALL SUMMARY

Department/Agency Head Certification  
as to the accuracy of information contained herein:  
**08 MAY 2026**  
VINCENT F. ARRIOLA, DPW Director

Department/Agency: DEPARTMENT OF PUBLIC WORKS  
Division/Program: GENERAL FUND ACCOUNTS  
FIRM/400 Account No.: [REDACTED] (Annual and Continuing Appropriations-GFMIS)

		As of March 31, 2026									
		FY 2026									
Object Class	Appropriation Classification	A FY 2026 Appropriations	B FY2025 Authorized Lapse Carried Over/ Continued into FY2026	C Governor's Transfer %	D Total Spending Authorized (A + B + C)	E Y-T-D Allotment	F Expenditures <sup>1</sup>	G Encumbrances <sup>1</sup>	H Total Expenditures/ Encumbrances (F + G)	I Projected Expenditures	J Available Projected Balance (D - H - I)
<b>PERSONNEL SERVICES</b>											
111	Regular Salaries / Increments	2,580,793	-	-	2,580,793	1,488,919	829,921	-	829,921	1,750,872	-
112	Overtime / Special Pay	67,507	-	-	67,507	51,887	25,600	-	25,600	41,907	-
113	Benefits	1,459,453	-	-	1,459,453	841,992	429,494	-	429,494	1,029,959	-
<b>TOTAL PERSONNEL SERVICES:</b>		<b>\$ 4,107,753</b>	<b>\$ -</b>	<b>\$ -</b>	<b>\$ 4,107,753</b>	<b>\$ 2,382,798</b>	<b>\$ 1,285,015</b>	<b>\$ -</b>	<b>\$ 1,285,015</b>	<b>\$ 2,822,738</b>	<b>\$ -</b>
<b>OPERATIONS</b>											
220	Travel - Off-Island / Local Mileage Reimbursements	-	-	-	-	-	-	-	-	-	-
230	Contractual Services	-	-	-	-	-	-	-	-	-	-
233	Office Space Rental	-	-	-	-	-	-	-	-	-	-
240	Supplies & Materials	-	-	-	-	-	-	-	-	-	-
250	Equipment	-	-	-	-	-	-	-	-	-	-
270	Workers' Compensation Benefits	-	-	-	-	-	-	-	-	-	-
271	Drug Testing Charges	-	-	-	-	-	-	-	-	-	-
280	Sub-Recipient / Subgrant	-	-	-	-	-	-	-	-	-	-
290	Miscellaneous	-	-	-	-	-	-	-	-	-	-
<b>TOTAL OPERATIONS:</b>		<b>\$ -</b>	<b>\$ -</b>	<b>\$ -</b>	<b>\$ -</b>	<b>\$ -</b>	<b>\$ -</b>	<b>\$ -</b>	<b>\$ -</b>	<b>\$ -</b>	<b>\$ -</b>
<b>UTILITIES</b>											
361	Power	6,917	-	-	6,917	5,879	-	-	-	6,917	-
362	Water / Sewer	-	-	-	-	-	-	-	-	-	-
363	Telephone / Toll	-	-	-	-	-	-	-	-	-	-
<b>TOTAL UTILITIES:</b>		<b>\$ 6,917</b>	<b>\$ -</b>	<b>\$ -</b>	<b>\$ 6,917</b>	<b>\$ 5,879</b>	<b>\$ -</b>	<b>\$ -</b>	<b>\$ -</b>	<b>\$ 6,917</b>	<b>\$ -</b>
450	<b>CAPITAL OUTLAY</b>	-	-	-	-	-	-	-	-	-	-
701	<b>INDIRECT COST</b>	-	-	-	-	-	-	-	-	-	-
<b>GRAND TOTAL:</b>		<b>\$ 4,114,670</b>	<b>\$ -</b>	<b>\$ -</b>	<b>\$ 4,114,670</b>	<b>\$ 2,388,677</b>	<b>\$ 1,285,015</b>	<b>\$ -</b>	<b>\$ 1,285,015</b>	<b>\$ 2,829,655</b>	<b>\$ -</b>

As of March 31, 2026				
FULL TIME EQUIVALENCIES (FTE's)	Unclassified	Classified	Contract	Other (LTA)
Filled / Warm Bodies	0	0	0	0
Vacant (Funded)	0	0	0	0
<b>TOTAL FTE's</b>	<b>0</b>	<b>0</b>	<b>0</b>	<b>0</b>

<sup>1/</sup> a) Indicate on a separate sheet each amount expended for: 1) prior year obligation(s); 2) emergency authorizations(s); and 3) promised compensation/acting or detail pay.  
b) Information from GFMIS was used to determine the amounts reflected.

OFB/Departmental Funding/Expenditure Fact Sheet  
(GENERAL FUND)

Department/Agency: DEPARTMENT OF PUBLIC WORKS  
Division/Program: ADMINISTRATIVE SERVICES  
FIRM/400 Account No.: [REDACTED] (Annual Appropriations)

		As of March 31, 2026									
		FY 2026									
Object Class	Appropriation Classification	A	B	C	D	E	F	G	H	I	J
		FY 2026 Appropriations	FY2025 Authorized Lapse Carried Over/ Continued into FY2026	Governor's Transfer %	Total Spending Authorized (A + B + C)	Y-T-D Allotment	Expenditures <sup>1</sup>	Encumbrances <sup>1</sup>	Total Expenditures/ Encumbrances (F + G)	Projected Expenditures	Available Projected Balance (D - H - I)
<b>PERSONNEL SERVICES</b>											
111	Regular Salaries / Increments	847,778.00	-	-	847,778.00	489,102.68	268,036.31	-	268,036.31	579,741.69	-
112	Overtime / Special Pay	13,879.00	-	-	13,879.00	11,665.75	3,678.53	-	3,678.53	10,200.47	-
113	Benefits	487,959.00	-	-	487,959.00	281,514.82	133,306.36	-	133,306.36	354,652.64	-
<b>TOTAL PERSONNEL SERVICES:</b>		<b>1,349,616.00</b>	<b>-</b>	<b>-</b>	<b>1,349,616.00</b>	<b>782,283.25</b>	<b>405,021.20</b>	<b>-</b>	<b>405,021.20</b>	<b>944,594.80</b>	<b>\$ -</b>
<b>OPERATIONS</b>											
220	Travel - Off-Island / Local Mileage Reimbursements	-	-	-	-	-	-	-	-	-	-
230	Contractual Services	-	-	-	-	-	-	-	-	-	-
233	Office Space Rental	-	-	-	-	-	-	-	-	-	-
240	Supplies & Materials	-	-	-	-	-	-	-	-	-	-
250	Equipment	-	-	-	-	-	-	-	-	-	-
270	Workers' Compensation Benefits	-	-	-	-	-	-	-	-	-	-
271	Drug Testing Charges	-	-	-	-	-	-	-	-	-	-
280	Sub-Recipient / Subgrant	-	-	-	-	-	-	-	-	-	-
290	Miscellaneous	-	-	-	-	-	-	-	-	-	-
<b>TOTAL OPERATIONS:</b>		<b>-</b>	<b>-</b>	<b>-</b>	<b>-</b>	<b>-</b>	<b>-</b>	<b>-</b>	<b>-</b>	<b>-</b>	<b>\$ -</b>
<b>UTILITIES</b>											
361	Power	6,917	-	-	6,917	5,879	-	-	-	6,917	-
362	Water / Sewer	-	-	-	-	-	-	-	-	-	-
363	Telephone / Toll	-	-	-	-	-	-	-	-	-	-
<b>TOTAL UTILITIES:</b>		<b>6,917</b>	<b>-</b>	<b>-</b>	<b>6,917</b>	<b>5,879</b>	<b>-</b>	<b>-</b>	<b>-</b>	<b>6,917</b>	<b>\$ -</b>
450	<b>CAPITAL OUTLAY</b>	-	-	-	-	-	-	-	-	-	-
701	<b>INDIRECT COST</b>	-	-	-	-	-	-	-	-	-	-
<b>GRAND TOTAL:</b>		<b>1,356,533.00</b>	<b>-</b>	<b>-</b>	<b>1,356,533.00</b>	<b>788,162.70</b>	<b>405,021.20</b>	<b>-</b>	<b>405,021.20</b>	<b>951,511.80</b>	<b>-</b>

As of March 31, 2026				
FULL TIME EQUIVALENCIES (FTE's)	Unclassified	Classified	Contract	Other (LTA)
Filled / Warm Bodies	0	0	0	0
Vacant (Funded)	0	0	0	0
<b>TOTAL FTE's</b>	<b>0</b>	<b>0</b>	<b>0</b>	<b>0</b>

<sup>1</sup> a) Indicate on a separate sheet each amount expended for: 1) prior year obligations(s); 2) emergency authorizations(s); and 3) promised compensation/acting or detail pay.  
b) Information from GFMS was used to determine the amounts reflected.

OFB/Departmental Funding/Expenditure Fact Sheet  
(GENERAL FUND)

Department/Agency: DEPARTMENT OF PUBLIC WORKS  
Division/Program: CAPITAL IMPROVEMENT PROJECTS  
FIRM/400 Account No.: [REDACTED] (Annual Appropriations)

		As of March 31, 2026									
		FY 2026									
Object Class	Appropriation Classification	A	B	C	D	E	F	G	H	I	J
		FY 2026 Appropriations	FY2025 Authorized Lapse Carried Over/Continued into FY2026	Governor's Transfer +/-	Total Spending Authorized (A + B + C)	Y-T-D Allotment	Expenditures <sup>1</sup>	Encumbrances <sup>1</sup>	Total Expenditures/Encumbrances (F + G)	Projected Expenditures	Available Projected Balance (D - H - I)
<b>PERSONNEL SERVICES</b>											
111	Regular Salaries / Increments	\$ 741,211.00	\$ -	\$ -	741,211	\$ 427,621.73	\$ 196,143.52	-	196,144	545,067	-
112	Overtime / Special Pay	\$ -	\$ -	\$ -	-	\$ -	\$ -	-	-	-	-
113	Benefits	\$ 390,053.00	\$ -	\$ -	390,053	\$ 225,030.60	\$ 94,970.98	-	94,971	295,082	-
<b>TOTAL PERSONNEL SERVICES:</b>		<b>1,131,264.00</b>	<b>-</b>	<b>-</b>	<b>1,131,264.00</b>	<b>652,652.33</b>	<b>291,114.50</b>	<b>-</b>	<b>291,114.50</b>	<b>840,149.50</b>	<b>\$ -</b>
<b>OPERATIONS</b>											
220	Travel - Off-Island / Local Mileage Reimbursements	\$ -	\$ -	\$ -	-	\$ -	\$ -	\$ -	-	-	-
230	Contractual Services	\$ -	\$ -	\$ -	-	\$ -	\$ -	\$ -	-	-	-
233	Office Space Rental	\$ -	\$ -	\$ -	-	\$ -	\$ -	\$ -	-	-	-
240	Supplies & Materials	\$ -	\$ -	\$ -	-	\$ -	\$ -	\$ -	-	-	-
250	Equipment	\$ -	\$ -	\$ -	-	\$ -	\$ -	\$ -	-	-	-
270	Workers' Compensation Benefits	\$ -	\$ -	\$ -	-	\$ -	\$ -	\$ -	-	-	-
271	Drug Testing Charges	\$ -	\$ -	\$ -	-	\$ -	\$ -	\$ -	-	-	-
280	Sub-Recipient / Subgrant	\$ -	\$ -	\$ -	-	\$ -	\$ -	\$ -	-	-	-
290	Miscellaneous	\$ -	\$ -	\$ -	-	\$ -	\$ -	\$ -	-	-	-
<b>TOTAL OPERATIONS:</b>		<b>-</b>	<b>-</b>	<b>-</b>	<b>-</b>	<b>-</b>	<b>-</b>	<b>-</b>	<b>-</b>	<b>-</b>	<b>\$ -</b>
<b>UTILITIES</b>											
361	Power	\$ -	\$ -	\$ -	-	\$ -	\$ -	\$ -	-	-	-
362	Water / Sewer	\$ -	\$ -	\$ -	-	\$ -	\$ -	\$ -	-	-	-
363	Telephone / Toll	\$ -	\$ -	\$ -	-	\$ -	\$ -	\$ -	-	-	-
<b>TOTAL UTILITIES:</b>		<b>-</b>	<b>-</b>	<b>-</b>	<b>-</b>	<b>-</b>	<b>-</b>	<b>-</b>	<b>-</b>	<b>-</b>	<b>\$ -</b>
450	<b>CAPITAL OUTLAY</b>	\$ -	\$ -	\$ -	-	\$ -	\$ -	\$ -	-	-	-
701	<b>INDIRECT COST</b>	\$ -	\$ -	\$ -	-	\$ -	\$ -	\$ -	-	-	-
<b>GRAND TOTAL:</b>		<b>1,131,264</b>	<b>-</b>	<b>-</b>	<b>1,131,264</b>	<b>652,652</b>	<b>291,115</b>	<b>-</b>	<b>291,115</b>	<b>840,150</b>	<b>\$ -</b>

As of March 31, 2026				
FULL TIME EQUIVALENCIES (FTE's)	Unclassified	Classified	Contract	Other (LTA)
Filled / Warm Bodies	0	0	0	0
Vacant (Funded)	0	0	0	0
<b>TOTAL FTE'S</b>	<b>0</b>	<b>0</b>	<b>0</b>	<b>0</b>

<sup>1</sup> a) Indicate on a separate sheet each amount expended for: 1) prior year obligation(s); 2) emergency authorization(s); and 3) promised compensation/acting or detail pay.  
b) Information from GFMS D365 was used to determine the actual amounts reflected.

OFB/Departmental Funding/Expenditure Fact Sheet  
(GENERAL FUND)

Department/Agency: DEPARTMENT OF PUBLIC WORKS  
Division/Program: TRANSPORTATION MAINTENANCE  
FIRM/400 Account No.: [REDACTED] (Annual Appropriations)

		As of March 31, 2026									
		FY 2026									
Object Class	Appropriation Classification	A	B	C	D	E	F	G	H	I	J
		FY 2026 Appropriations	FY2025 Authorized Lapse Carried Over/ Continued into FY2026	Governor's Transfer +/-	Total Spending Authorized (A + B + C)	Y-T-D Allotment	Expenditures <sup>1)</sup>	Encumbrances <sup>1)</sup>	Total Expenditures/ Encumbrances (F + G)	Projected Expenditures	Available Projected Balance (D - H - I)
<b>PERSONNEL SERVICES</b>											
111	Regular Salaries / Increments	991,804.00	-	-	991,804.00	572,194.64	365,741.44	-	365,741.44	626,062.56	-
112	Overtime / Special Pay	53,628.00	-	-	53,628.00	40,221.00	21,921.26	-	21,921.26	31,706.74	-
113	Benefits	581,441.00	-	-	581,441.00	335,446.73	201,216.19	-	201,216.19	380,224.81	-
	<b>TOTAL PERSONNEL SERVICES:</b>	<b>1,626,873.00</b>	<b>-</b>	<b>-</b>	<b>1,626,873.00</b>	<b>947,862.37</b>	<b>588,878.89</b>	<b>-</b>	<b>588,878.89</b>	<b>1,037,994.11</b>	<b>\$ -</b>
<b>OPERATIONS</b>											
220	Travel - Off-Island / Local Mileage Reimbursements	-	-	-	-	-	-	-	-	-	-
230	Contractual Services	-	-	-	-	-	-	-	-	-	-
233	Office Space Rental	-	-	-	-	-	-	-	-	-	-
240	Supplies & Materials	-	-	-	-	-	-	-	-	-	-
250	Equipment	-	-	-	-	-	-	-	-	-	-
270	Workers' Compensation Benefits	-	-	-	-	-	-	-	-	-	-
271	Drug Testing Charges	-	-	-	-	-	-	-	-	-	-
280	Sub-Recipient / Subgrant	-	-	-	-	-	-	-	-	-	-
290	Miscellaneous	-	-	-	-	-	-	-	-	-	-
	<b>TOTAL OPERATIONS:</b>	<b>\$ -</b>	<b>\$ -</b>	<b>\$ -</b>	<b>\$ -</b>	<b>\$ -</b>	<b>\$ -</b>	<b>\$ -</b>	<b>\$ -</b>	<b>\$ -</b>	<b>\$ -</b>
<b>UTILITIES</b>											
361	Power	-	-	-	-	-	-	-	-	-	-
362	Water / Sewer	-	-	-	-	-	-	-	-	-	-
363	Telephone / Toll	-	-	-	-	-	-	-	-	-	-
	<b>TOTAL UTILITIES:</b>	<b>\$ -</b>	<b>\$ -</b>	<b>\$ -</b>	<b>\$ -</b>	<b>\$ -</b>	<b>\$ -</b>	<b>\$ -</b>	<b>\$ -</b>	<b>\$ -</b>	<b>\$ -</b>
450	<b>CAPITAL OUTLAY</b>	-	-	-	-	-	-	-	-	-	-
701	<b>INDIRECT COST</b>	-	-	-	-	-	-	-	-	-	-
	<b>GRAND TOTAL:</b>	<b>\$ 1,626,873</b>	<b>\$ -</b>	<b>\$ -</b>	<b>\$ 1,626,873</b>	<b>\$ 947,862</b>	<b>\$ 588,879</b>	<b>\$ -</b>	<b>\$ 588,879</b>	<b>\$ 1,037,994</b>	<b>\$ -</b>

As of March 31, 2026				
FULL TIME EQUIVALENCIES (FTE's)	Unclassified	Classified	Contract	Other (LTA)
Filled / Warm Bodies	0	0	0	0
Vacant (Funded)	0	0	0	0
<b>TOTAL FTE's</b>	<b>0</b>	<b>0</b>	<b>0</b>	<b>0</b>

<sup>1)</sup> a) Indicate on a separate sheet each amount expended for: 1) prior year obligations(s); 2) emergency authorizations(s); and 3) promised compensation/acting or detail pay.  
b) Information from GFMS was used to determine the amounts reflected.

OFB/Departmental Funding/Expenditure Fact Sheet  
(GUAM HIGHWAY FUND)  
OVERALL SUMMARY

Department/Agency Head Certification  
as to the accuracy of information contained herein:  
*Vincent P. Arriola*  
08 MAY 2026  
VINCENT P. ARRIOLA, DPW Director

Department/Agency: DEPARTMENT OF PUBLIC WORKS  
Division/Program: GUAM HIGHWAY FUND ACCOUNTS  
FTRM/400 Account No.: [REDACTED] (Annual and Continuing Appropriations-GFMIS)

		As of March 31, 2026									
		FY 2026									
Object Class	Appropriation Classification	A FY 2026 Appropriations	B FY2025 Authorized Lapse Carried (over/ Continued into FY2026	C Governor's Transfer +/-	D Total Spending Authorized (A + B + C)	E Y-T-D Allotment	F Expenditures <sup>a</sup>	G Encumbrances <sup>b</sup>	H Total Expenditures/ Encumbrances (F + G)	I Projected Expenditures	J Available Projected Balance (D - H - I)
<b>PERSONNEL SERVICES</b>											
111	Regular Salaries / Increments	3,458,361	-	-	3,458,361	2,041,887	1,161,452	-	1,161,452	2,296,909	-
112	Overtime / Special Pay	207,044	-	-	207,044	202,830	161,692	-	161,692	45,352	-
113	Benefits	1,908,837	-	-	1,908,837	1,140,110	612,452	-	612,452	1,296,385	-
<b>TOTAL PERSONNEL SERVICES:</b>		<b>\$ 5,574,242</b>	<b>\$ -</b>	<b>\$ -</b>	<b>\$ 5,574,242</b>	<b>\$ 3,384,826</b>	<b>\$ 1,935,596</b>	<b>\$ -</b>	<b>\$ 1,935,596</b>	<b>\$ 3,638,646</b>	<b>\$ -</b>
<b>OPERATIONS</b>											
220	Travel - Off-Island / Local Mileage Reimbursements	-	-	-	-	-	-	-	-	-	-
230	Contractual Services	3,324,530	-	-	3,324,530	2,829,601	54,838	507,422	562,260	2,762,270	-
233	Office Space Rental	-	-	-	-	-	-	-	-	-	-
240	Supplies & Materials	415,250	-	-	415,250	343,500	67,264	70,253	137,517	277,733	-
250	Equipment	113,000	-	-	113,000	105,001	-	-	-	113,000	-
270	Workers' Compensation Benefits	-	-	-	-	-	-	-	-	-	-
271	Drug Testing Charges	3,300	-	-	3,300	2,805	-	-	-	3,300	-
280	Sub-Recipient / Subgrant	-	-	-	-	-	-	-	-	-	-
290	Miscellaneous	-	-	-	-	-	-	-	-	-	-
<b>TOTAL OPERATIONS:</b>		<b>\$ 3,856,080</b>	<b>\$ -</b>	<b>\$ -</b>	<b>\$ 3,856,080</b>	<b>\$ 3,280,907</b>	<b>\$ 122,102</b>	<b>\$ 577,675</b>	<b>\$ 699,777</b>	<b>\$ 3,156,303</b>	<b>\$ -</b>
<b>UTILITIES</b>											
361	Power	510,000	-	-	510,000	433,500	165,893	101,314	267,206	242,794	-
362	Water / Sewer	275,000	-	-	275,000	233,750	144,296	68,234	212,530	62,470	-
363	Telephone / Toll	59,500	-	-	59,500	54,025	16,458	-	16,458	43,042	-
<b>TOTAL UTILITIES:</b>		<b>\$ 844,500</b>	<b>\$ -</b>	<b>\$ -</b>	<b>\$ 844,500</b>	<b>\$ 721,275</b>	<b>\$ 326,647</b>	<b>\$ 169,548</b>	<b>\$ 496,195</b>	<b>\$ 348,305</b>	<b>\$ -</b>
450	<b>CAPITAL OUTLAY</b>	-	-	-	-	-	-	-	-	-	-
701	<b>INDIRECT COST</b>	-	-	-	-	-	-	-	-	-	-
<b>GRAND TOTAL:</b>		<b>\$ 10,274,822</b>	<b>\$ -</b>	<b>\$ -</b>	<b>\$ 10,274,822</b>	<b>\$ 7,387,008</b>	<b>\$ 2,384,344</b>	<b>\$ 747,223</b>	<b>\$ 3,131,568</b>	<b>\$ 7,143,254</b>	<b>\$ -</b>

As of March 31, 2026				
FULL TIME EQUIVALENCIES (FTE's)	Unclassified	Classified	Contract	Other (LTA)
Filled / Warm Bodies	0	0	0	0
Vacant (Funded)	0	0	0	0
<b>TOTAL FTE's</b>	<b>0</b>	<b>0</b>	<b>0</b>	<b>0</b>

<sup>a</sup> Indicate on a separate sheet each amount expended for: 1) prior year obligation(s); 2) emergency authorizations(s); and 3) promised compensation/acting or detail pay.  
<sup>b</sup> Information from GFMIS was used to determine the amounts reflected.

OFB/Departmental Funding/Expenditure Fact Sheet  
(GUAM HIGHWAY FUND)

Department/Agency: DEPARTMENT OF PUBLIC WORKS  
Division/Program: ADMINISTRATIVE SERVICES  
FIRM/400 Account No: [REDACTED] (Annual Appropriations)

		As of March 31, 2026									
		FY 2026									
Object Class	Appropriation Classification	A	B	C	D	E	F	G	H	I	J
		FY 2026 Appropriations	FY2025 Authorized Lapse Carried Over/ Continued into FY2026	Governor's Transfer +/-	Total Spending Authorized (A + B + C)	Y-T-D Allotment	Expenditures <sup>1)</sup>	Encumbrances <sup>1)</sup>	Total Expenditures/ Encumbrances (F + G)	Projected Expenditures	Available Projected Balance (D - H - I)
<b>PERSONNEL SERVICES</b>											
111	Regular Salaries / Increments:	373,730	-	-	373,730	215,613	166,545	-	166,545	207,185	-
112	Overtime / Special Pay:	-	-	-	-	-	-	-	-	-	-
113	Benefits:	157,274	-	-	157,274	90,735	74,350	-	74,350	82,924	-
<b>TOTAL PERSONNEL SERVICES:</b>		<b>531,004</b>	<b>-</b>	<b>-</b>	<b>531,004</b>	<b>306,348</b>	<b>240,895</b>	<b>-</b>	<b>240,895</b>	<b>290,109</b>	<b>\$ -</b>
<b>OPERATIONS</b>											
220	Travel - Off-Island / Local Mileage Reimbursements:	-	-	-	-	-	-	-	-	-	-
230	Contractual Services:	25,000	-	-	25,000	25,000	9,317	15,342	24,660	340	-
233	Office Space Rental:	-	-	-	-	-	-	-	-	-	-
240	Supplies & Materials:	14,855	-	-	14,855	12,000	5,000	1,697	6,697	8,158	-
250	Equipment:	-	-	-	-	-	-	-	-	-	-
270	Workers' Compensation Benefits:	-	-	-	-	-	-	-	-	-	-
271	Drug Testing Charges:	400	-	-	400	340	-	-	-	400	-
280	Sub-Recipient / Subgrant:	-	-	-	-	-	-	-	-	-	-
290	Miscellaneous:	-	-	-	-	-	-	-	-	-	-
<b>TOTAL OPERATIONS:</b>		<b>40,255</b>	<b>-</b>	<b>-</b>	<b>40,255</b>	<b>37,340</b>	<b>14,317</b>	<b>17,039</b>	<b>31,357</b>	<b>8,898</b>	<b>\$ -</b>
<b>UTILITIES</b>											
361	Power:	270,000	-	-	270,000	229,500	128,186	101,314	229,500	40,500	-
362	Water / Sewer:	250,000	-	-	250,000	212,500	144,266	68,234	212,500	37,500	-
363	Telephone / Toll:	15,000	-	-	15,000	15,000	7,276	-	7,276	7,724	-
<b>TOTAL UTILITIES:</b>		<b>535,000</b>	<b>-</b>	<b>-</b>	<b>535,000</b>	<b>457,000</b>	<b>279,728</b>	<b>169,548</b>	<b>449,276</b>	<b>85,724</b>	<b>\$ -</b>
450	<b>CAPITAL OUTLAY</b>	-	-	-	-	-	-	-	-	-	-
701	<b>INDIRECT COST</b>	-	-	-	-	-	-	-	-	-	-
<b>GRAND TOTAL:</b>		<b>1,106,259.00</b>	<b>-</b>	<b>-</b>	<b>1,106,259.00</b>	<b>800,688.45</b>	<b>534,941.07</b>	<b>186,587.26</b>	<b>721,528.33</b>	<b>384,730.67</b>	<b>\$ -</b>

As of March 31, 2026				
FULL TIME EQUIVALENCIES (FTE's)	Unclassified	Classified	Contract	Other (LTA)
Filled / Warm Bodies	0	0	0	0
Vacant (Funded)	0	0	0	0
<b>TOTAL FTE's</b>	<b>0</b>	<b>0</b>	<b>0</b>	<b>0</b>

<sup>1)</sup> a) Indicate on a separate sheet each amount expended for: 1) prior year obligation(s); 2) emergency authorizations(s); and 3) promised compensation/acting or detail pay.  
b) Information from GFMIS was used to determine the amounts reflected.

OFB/Departmental Funding/Expenditure Fact Sheet  
(GUAM HIGHWAY FUND)

Department/Agency: DEPARTMENT OF PUBLIC WORKS  
Division/Program: CAPITAL IMPROVEMENT PROJECTS  
FIRM/400 Account No.: [REDACTED] (Annual Appropriations)

		As of March 31, 2026									
		FY 2026									
Object Class	Appropriation Classification	A	B	C	D	E	F	G	H	I	J
		FY 2026 Appropriations	FY2025 Authorized Lapse Carried Over/ Continued into FY2026	Governor's Transfer +/-	Total Spending Authorized (A + B + C)	Y-T-D Allotment	Expenditures <sup>1</sup>	Encumbrances <sup>1</sup>	Total Expenditures/ Encumbrances (F + G)	Projected Expenditures	Available Projected Balance (D - H - I)
<b>PERSONNEL SERVICES</b>											
111	Regular Salaries / Increments	\$ -	\$ -	\$ -	-	\$ -	\$ -	\$ -	-	-	-
112	Overtime / Special Pay	\$ -	\$ -	\$ -	-	\$ -	\$ -	\$ -	-	-	-
113	Benefits	\$ -	\$ -	\$ -	-	\$ -	\$ -	\$ -	-	-	-
<b>TOTAL PERSONNEL SERVICES:</b>		-	-	-	-	-	-	-	-	-	\$ -
<b>OPERATIONS</b>											
220	Travel - Off-Island / Local Mileage Reimbursements	\$ -	\$ -	\$ -	-	\$ -	\$ -	\$ -	-	-	-
230	Contractual Services	\$ 67,379.00	\$ -	\$ -	67,379	\$ 57,272.15	\$ 5,746.24	\$ 9,663.12	15,409	51,970	-
233	Office Space Rental	\$ -	\$ -	\$ -	-	-	-	-	-	-	-
240	Supplies & Materials	\$ 25,000.00	\$ -	\$ -	25,000	\$ 21,000.00	\$ 4,761.68	-	4,762	20,238	-
250	Equipment	\$ -	\$ -	\$ -	-	-	-	-	-	-	-
270	Workers' Compensation Benefits	\$ -	\$ -	\$ -	-	\$ -	\$ -	\$ -	-	-	-
271	Drug Testing Charges	\$ 400.00	\$ -	\$ -	400	\$ 340.00	\$ -	-	-	400	-
280	Sub-Recipient / Subgrant	\$ -	\$ -	\$ -	-	\$ -	\$ -	\$ -	-	-	-
290	Miscellaneous	\$ -	\$ -	\$ -	-	\$ -	\$ -	\$ -	-	-	-
<b>TOTAL OPERATIONS:</b>		92,779	-	-	92,779	78,612	10,508	9,663	20,171	72,608	\$ -
<b>UTILITIES</b>											
361	Power	-	-	-	-	-	-	-	-	-	-
362	Water / Sewer	-	-	-	-	-	-	-	-	-	-
363	Telephone / Toll	\$ 5,000.00	\$ -	\$ -	5,000	\$ 4,250.00	\$ 3,142.72	-	3,143	1,857	-
<b>TOTAL UTILITIES:</b>		5,000	-	-	5,000	4,250	3,143	-	3,143	1,857	\$ -
450	<b>CAPITAL OUTLAY</b>	\$ -	\$ -	\$ -	-	-	-	-	-	-	-
701	<b>INDIRECT COST</b>	-	-	-	-	-	-	-	-	-	-
<b>GRAND TOTAL:</b>		97,779.00	-	-	97,779.00	82,862.15	13,650.64	9,663.12	23,313.76	74,465.24	\$ -

As of March 31, 2026				
FULL TIME EQUIVALENCIES (FTE's)	Unclassified	Classified	Contract	Other (LTA)
Filled / Warm Bodies	0	0	0	0
Vacant (Funded)	0	0	0	0
<b>TOTAL FTE's</b>	<b>0</b>	<b>0</b>	<b>0</b>	<b>0</b>

<sup>1</sup> a) Indicate on a separate sheet each amount expended for: 1) prior year obligations(s); 2) emergency authorizations(s); and 3) promised compensation/acting or detail pay.  
b) Information from GFMS D365 was used to determine the actual amounts reflected.

OFB/Departmental Funding/Expenditure Fact Sheet  
(GUAM HIGHWAY FUND)

Department/Agency: DEPARTMENT OF PUBLIC WORKS  
Division/Program: TRANSPORTATION MAINTENANCE  
FIRM/400 Account No: [REDACTED] (Annual Appropriations)

		As of March 31, 2026									
		FY 2026									
Object Class	Appropriation Classification	A	B	C	D	E	F	G	H	I	J
		FY 2026 Appropriations	FY2025 Authorized Lapse Carried Over/ Continued into FY2026	Governor's Transfer +/-	Total Spending Authorized (A + B + C)	Y-T-D Allotment	Expenditures <sup>1/</sup>	Encumbrances <sup>1/</sup>	Total Expenditures/ Encumbrances (F + G)	Projected Expenditures	Available Projected Balance (D - H - I)
<b>PERSONNEL SERVICES</b>											
111	Regular Salaries / Increments:	-	-	-	-						
112	Overtime / Special Pay:	-	-	-	-						
113	Benefits:	-	-	-	-						
	<b>TOTAL PERSONNEL SERVICES:</b>	\$ -	\$ -	\$ -	\$ -	\$ -	\$ -	\$ -	\$ -	\$ -	\$ -
<b>OPERATIONS</b>											
220	Travel - Off-Island / Local Mileage Reimbursements:	-	-	-	-						
230	Contractual Services:	53,250	-	-	53,250	45,263	14,590	8,925	23,515	29,735	-
233	Office Space Rental:										
240	Supplies & Materials:	227,395	-	-	227,395	185,000	37,516	35,173	72,689	154,706	-
250	Equipment:										
270	Workers' Compensation Benefits:										
271	Drug Testing Charges:										
280	Sub-Recipient / Subgrant:										
290	Miscellaneous:										
	<b>TOTAL OPERATIONS:</b>	\$ 280,645	\$ -	\$ -	\$ 280,645	\$ 230,263	\$ 52,106	\$ 44,099	\$ 96,204	\$ 184,441	\$ -
<b>UTILITIES</b>											
361	Power:										
362	Water / Sewer:										
363	Telephone / Toll:	8,000	-	-	8,000	8,000	3,434	-	3,434	4,566	-
	<b>TOTAL UTILITIES:</b>	\$ 8,000	\$ -	\$ -	\$ 8,000	\$ 8,000	\$ 3,434	\$ -	\$ 3,434	\$ 4,566	\$ -
450	<b>CAPITAL OUTLAY</b>										
701	<b>INDIRECT COST</b>										
	<b>GRAND TOTAL:</b>	\$ 288,645.00	\$ -	\$ -	\$ 288,645.00	\$ 238,262.50	\$ 55,539.23	\$ 44,098.68	\$ 99,637.91	\$ 189,007.09	\$ -

As of March 31, 2026				
FULL TIME EQUIVALENCIES (FTE's)	Unclassified	Classified	Contract	Other (LTA)
Filled / Warm Bodies	0	0	0	0
Vacant (Funded)	0	0	0	0
<b>TOTAL FTE's</b>	<b>0</b>	<b>0</b>	<b>0</b>	<b>0</b>

<sup>1/</sup> a) Indicate on a separate sheet each amount expended for: 1) prior year obligation(s); 2) emergency authorizations(s); and 3) promised compensation/acting or detail pay.  
b) Information from GFMS was used to determine the amounts reflected.

OFB/Departmental Funding/Expenditure Fact Sheet  
(GUAM HIGHWAY FUND)

Department/Agency: DEPARTMENT OF PUBLIC WORKS  
 Division/Program: DIVISION OF BUS OPERATIONS  
 FIRM/400 Account No.: [REDACTED] (Annual Appropriations)

		As of March 31, 2026									
		FY 2026									
Object Class	Appropriation Classification	A	B	C	D	E	F	G	H	I	J
		FY 2026 Appropriations	FY2025 Authorized Lapse Carried Over/ Continued into FY2026	Governor's Transfer +/-	Total Spending Authorized (A + B + C)	Y-T-D Allotment	Expenditures <sup>1)</sup>	Encumbrances <sup>1)</sup>	Total Expenditures/ Encumbrances (F + G)	Projected Expenditures	Available Projected Balance (D - H - I)
<b>PERSONNEL SERVICES</b>											
111	Regular Salaries / Increments	-	-	-	-	-	-	-	-	-	-
112	Overtime / Special Pay	-	-	-	-	-	-	-	-	-	-
113	Benefits	-	-	-	-	-	-	-	-	-	-
	<b>TOTAL PERSONNEL SERVICES:</b>	\$ -	\$ -	\$ -	\$ -	\$ -	\$ -	\$ -	\$ -	\$ -	\$ -
<b>OPERATIONS</b>											
220	Travel - Off-Island / Local Mileage Reimbursements	-	-	-	-	-	-	-	-	-	-
230	Contractual Services	-	-	-	-	-	-	-	-	-	-
233	Office Space Rental	-	-	-	-	-	-	-	-	-	-
240	Supplies & Materials	-	-	-	-	-	-	-	-	-	-
250	Equipment	-	-	-	-	-	-	-	-	-	-
270	Workers' Compensation Benefits	-	-	-	-	-	-	-	-	-	-
271	Drug Testing Charges	-	-	-	-	-	-	-	-	-	-
280	Sub-Recipient / Subgrant	-	-	-	-	-	-	-	-	-	-
290	Miscellaneous	-	-	-	-	-	-	-	-	-	-
	<b>TOTAL OPERATIONS:</b>	\$ -	\$ -	\$ -	\$ -	\$ -	\$ -	\$ -	\$ -	\$ -	\$ -
<b>UTILITIES</b>											
361	Power	-	-	-	-	-	-	-	-	-	-
362	Water / Sewer	-	-	-	-	-	-	-	-	-	-
363	Telephone / Toll	-	-	-	-	-	-	-	-	-	-
	<b>TOTAL UTILITIES:</b>	\$ -	\$ -	\$ -	\$ -	\$ -	\$ -	\$ -	\$ -	\$ -	\$ -
450	<b>CAPITAL OUTLAY</b>	-	-	-	-	-	-	-	-	-	-
701	<b>INDIRECT COST</b>	-	-	-	-	-	-	-	-	-	-
	<b>GRAND TOTAL:</b>	\$ -	\$ -	\$ -	\$ -	\$ -	\$ -	\$ -	\$ -	\$ -	\$ -

As of March 31, 2026				
FULL TIME EQUIVALENCIES (FTE's)	Unclassified	Classified	Contract	Other (LTA)
Filled / Warm Bodies	0	0	0	0
Vacant (Funded)	0	0	0	0
<b>TOTAL FTE's</b>	0	0	0	0

<sup>1)</sup> a) Indicate on a separate sheet each amount expended for: 1) prior year obligation(s); 2) emergency authorizations(s); and 3) promised compensation/acting or detail pay.  
 b) Information from GFMS was used to determine the amounts reflected.

OFB/Departmental Funding/Expenditure Fact Sheet  
(GUAM HIGHWAY FUND)

Department/Agency: DEPARTMENT OF PUBLIC WORKS  
Division/Program: BUILDING CONSTRUCTION AND FACILITIES MAINTENANCE  
FIRM/400 Account No.: [REDACTED] Annual Appropriations)

		As of March 31, 2026									
		FY 2026									
Object Class	Appropriation Classification	A	B	C	D	E	F	G	H	I	J
		FY 2026 Appropriations	FY2025 Authorized Lapse Carried Over/ Continued into FY2026	Governor's Transfer +/-	Total Spending Authorized (A + B + C)	Y-T-D Allotment	Expenditures <sup>1</sup>	Encumbrances <sup>1</sup>	Total Expenditures/ Encumbrances (F + G)	Projected Expenditures	Available Projected Balance (D - H - I)
<b>PERSONNEL SERVICES</b>											
111	Regular Salaries / Increments	627,303	-	-	627,303	361,906	142,348	-	142,348	484,955	-
112	Overtime / Special Pay	8,430	-	-	8,430	4,216	299	-	299	8,131	-
113	Benefits:	324,342	-	-	324,342	187,120	68,954	-	68,954	255,388	-
<b>TOTAL PERSONNEL SERVICES:</b>		<b>\$ 960,075</b>	<b>\$ -</b>	<b>\$ -</b>	<b>\$ 960,075</b>	<b>\$ 553,241</b>	<b>\$ 211,601</b>	<b>\$ -</b>	<b>\$ 211,601</b>	<b>\$ 748,474</b>	<b>\$ -</b>
<b>OPERATIONS</b>											
220	Travel - Off-Island / Local Mileage Reimbursements	-	-	-	-	-	-	-	-	-	-
230	Contractual Services:	38,605	-	-	38,605	32,814	3,057	3,448	6,505	32,100	-
233	Office Space Rental:	-	-	-	-	-	-	-	-	-	-
240	Supplies & Materials:	44,000	-	-	44,000	36,500	1,472	19,528	21,000	23,000	-
250	Equipment:	8,000	-	-	8,000	1	-	-	-	8,000	-
270	Workers' Compensation Benefits	-	-	-	-	-	-	-	-	-	-
271	Drug Testing Charges:	-	-	-	-	-	-	-	-	-	-
280	Sub-Recipient / Subgrant	-	-	-	-	-	-	-	-	-	-
290	Miscellaneous:	-	-	-	-	-	-	-	-	-	-
<b>TOTAL OPERATIONS:</b>		<b>\$ 90,605</b>	<b>\$ -</b>	<b>\$ -</b>	<b>\$ 90,605</b>	<b>\$ 69,315</b>	<b>\$ 4,529</b>	<b>\$ 22,976</b>	<b>\$ 27,505</b>	<b>\$ 63,100</b>	<b>\$ -</b>
<b>UTILITIES</b>											
361	Power:	-	-	-	-	-	-	-	-	-	-
362	Water / Sewer:	-	-	-	-	-	-	-	-	-	-
363	Telephone / Toll:	1,500	-	-	1,500	1,275	387	-	387	1,113	-
<b>TOTAL UTILITIES:</b>		<b>\$ 1,500</b>	<b>\$ -</b>	<b>\$ -</b>	<b>\$ 1,500</b>	<b>\$ 1,275</b>	<b>\$ 387</b>	<b>\$ -</b>	<b>\$ 387</b>	<b>\$ 1,113</b>	<b>\$ -</b>
450	<b>CAPITAL OUTLAY</b>	-	-	-	-	-	-	-	-	-	-
701	<b>INDIRECT COST</b>	-	-	-	-	-	-	-	-	-	-
<b>GRAND TOTAL:</b>		<b>\$ 1,052,180.00</b>	<b>\$ -</b>	<b>\$ -</b>	<b>\$ 1,052,180.00</b>	<b>\$ 623,831.71</b>	<b>\$ 216,516.88</b>	<b>\$ 22,976.35</b>	<b>\$ 239,493.23</b>	<b>\$ 812,686.77</b>	<b>\$ -</b>

As of March 31, 2026				
FULL TIME EQUIVALENCIES (FTE's)	Unclassified	Classified	Contract	Other (LTA)
Filled / Warm Bodies	0	0	0	0
Vacant (Funded)	0	0	0	0
<b>TOTAL FTE's</b>	<b>0</b>	<b>0</b>	<b>0</b>	<b>0</b>

<sup>1</sup> a) Indicate on a separate sheet each amount expended for: 1) prior year obligation(s); 2) emergency authorization(s); and 3) promised compensation/acting or detail pay.  
b) Information from GFMS was used to determine the amounts reflected.

OFB/Departmental Funding/Expenditure Fact Sheet  
(GUAM HIGHWAY FUND)

Department/Agency: DEPARTMENT OF PUBLIC WORKS  
Division/Program: HIGHWAYS/HIGHWAY MAINTENANCE AND CONSTRUCTION SECTION  
FIRM/400 Account No.: (Annual Appropriations)

		As of March 31, 2026									
		FY 2026									
Object Class	Appropriation Classification	A	B	C	D	E	F	G	H	I	J
		FY 2026 Appropriations	FY2025 Authorized Lapse Carried Over/ Continued into FY2026	Governor's Transfer +/-	Total Spending Authorized (A + B + C)	Y-T-D Allotment	Expenditures <sup>1)</sup>	Encumbrances <sup>1)</sup>	Total Expenditures/ Encumbrances (F + G)	Projected Expenditures	Available Projected Balance (D - H - I)
<b>PERSONNEL SERVICES</b>											
111	Regular Salaries / Increments	2,346,997	-	-	2,346,997	1,354,037	840,325	-	840,325	1,506,672	-
112	Overtime / Special Pay:	11,925	-	-	11,925	11,925	11,739	-	11,739	186	-
113	Benefits:	1,335,375	-	-	1,335,375	770,409	427,084	-	427,084	908,291	-
<b>TOTAL PERSONNEL SERVICES:</b>		<b>\$ 3,694,297</b>	<b>\$ -</b>	<b>\$ -</b>	<b>\$ 3,694,297</b>	<b>\$ 2,136,370</b>	<b>\$ 1,279,148</b>	<b>\$ -</b>	<b>\$ 1,279,148</b>	<b>\$ 2,415,149</b>	<b>\$ -</b>
<b>OPERATIONS</b>											
220	Travel - Off-Island / Local Mileage Reimbursements:	-	-	-	-	-	-	-	-	-	-
230	Contractual Services:	231,662	-	-	231,662	196,913	22,127	93,674	115,800	115,862	-
233	Office Space Rental:	-	-	-	-	-	-	-	-	-	-
240	Supplies & Materials:	4,000	-	-	4,000	4,000	1,584	1,416	3,000	1,000	-
250	Equipment:	5,000	-	-	5,000	5,000	-	-	-	5,000	-
270	Workers' Compensation Benefits	-	-	-	-	-	-	-	-	-	-
271	Drug Testing Charges:	-	-	-	-	-	-	-	-	-	-
280	Sub-Recipient / Subgrant:	-	-	-	-	-	-	-	-	-	-
290	Miscellaneous:	-	-	-	-	-	-	-	-	-	-
<b>TOTAL OPERATIONS:</b>		<b>\$ 240,662</b>	<b>\$ -</b>	<b>\$ -</b>	<b>\$ 240,662</b>	<b>\$ 205,913</b>	<b>\$ 23,711</b>	<b>\$ 95,090</b>	<b>\$ 118,800</b>	<b>\$ 121,862</b>	<b>\$ -</b>
<b>UTILITIES</b>											
361	Power:	240,000	-	-	240,000	204,000	37,706	-	37,706	202,294	-
362	Water / Sewer:	25,000	-	-	25,000	21,250	30	-	30	24,970	-
363	Telephone / Toll:	30,000	-	-	30,000	25,500	2,218	-	2,218	27,782	-
<b>TOTAL UTILITIES:</b>		<b>\$ 295,000</b>	<b>\$ -</b>	<b>\$ -</b>	<b>\$ 295,000</b>	<b>\$ 250,750</b>	<b>\$ 39,955</b>	<b>\$ -</b>	<b>\$ 39,955</b>	<b>\$ 255,045</b>	<b>\$ -</b>
450	<b>CAPITAL OUTLAY</b>	-	-	-	-	-	-	-	-	-	-
701	<b>INDIRECT COST</b>	-	-	-	-	-	-	-	-	-	-
<b>GRAND TOTAL:</b>		<b>\$ 4,229,959</b>	<b>\$ -</b>	<b>\$ -</b>	<b>\$ 4,229,959</b>	<b>\$ 2,593,033.06</b>	<b>\$ 1,342,813.45</b>	<b>\$ 95,089.85</b>	<b>\$ 1,437,903.30</b>	<b>\$ 2,792,055.70</b>	<b>\$ -</b>

As of March 31, 2026				
FULL TIME EQUIVALENCIES (FTE's)	Unclassified	Classified	Contract	Other (LTA)
Filled / Warm Bodies	0	0	0	0
Vacant (Funded)	0	0	0	0
<b>TOTAL FTE's</b>	<b>0</b>	<b>0</b>	<b>0</b>	<b>0</b>

<sup>1)</sup> a) Indicate on a separate sheet each amount expended for: 1) prior year obligation(s); 2) emergency authorization(s); and 3) promised compensation/acting or detail pay.  
b) Information from GFMIS was used to determine the amounts reflected.

OFB/Departmental Funding/Expenditure Fact Sheet  
(GUAM HIGHWAY FUND)

Department/Agency: DEPARTMENT OF PUBLIC WORKS  
Division/Program: HIGHWAYS/HMC - VILLAGE STREETS/ROAD RESURFACING/REPAIR  
FIRM/400 Account No.: (Annual Appropriations)

		As of March 31, 2026									
		FY 2026									
Object Class	Appropriation Classification	A	B	C	D	E	F	G	H	I	J
		FY 2026 Appropriations	FY 2025 Authorized Lapse Carried Over/ Continued into FY 2026	Governor's Transfer +/-	Total Spending Authorized (A + B + C)	Y-T-D Allotment	Expenditures <sup>1</sup>	Encumbrances <sup>1</sup>	Total Expenditures/ Encumbrances (F + G)	Projected Expenditures	Available Projected Balance (D - H - I)
<b>PERSONNEL SERVICES</b>											
111	Regular Salaries / Increments:	110,331	-	-	110,331	110,331	12,234	-	12,234	98,097	-
112	Overtime / Special Pay:	186,689	-	-	186,689	186,689	149,653	-	149,653	37,036	-
113	Benefits:	91,846	-	-	91,846	91,846	42,064	-	42,064	49,782	-
	<b>TOTAL PERSONNEL SERVICES:</b>	<b>\$ 388,866</b>	<b>\$ -</b>	<b>\$ -</b>	<b>\$ 388,866</b>	<b>\$ 388,866</b>	<b>\$ 203,951</b>	<b>\$ -</b>	<b>\$ 203,951</b>	<b>\$ 184,915</b>	<b>\$ -</b>
<b>OPERATIONS</b>											
220	Travel - Off-Island / Local Mileage Reimbursements:	-	-	-	-	-	-	-	-	-	-
230	Contractual Services:	1,508,634	-	-	1,508,634	1,282,339	-	359,300	359,300	1,149,334	-
233	Office Space Rental:	-	-	-	-	-	-	-	-	-	-
240	Supplies & Materials:	50,000	-	-	50,000	42,500	13,532	12,438	25,970	24,030	-
250	Equipment:	50,000	-	-	50,000	50,000	-	-	-	50,000	-
270	Workers' Compensation Benefits:	-	-	-	-	-	-	-	-	-	-
271	Drug Testing Charges:	2,500	-	-	2,500	2,125	-	-	-	2,500	-
280	Sub-Recipient / Subgrant:	-	-	-	-	-	-	-	-	-	-
290	Miscellaneous:	-	-	-	-	-	-	-	-	-	-
	<b>TOTAL OPERATIONS:</b>	<b>\$ 1,611,134</b>	<b>\$ -</b>	<b>\$ -</b>	<b>\$ 1,611,134</b>	<b>\$ 1,376,964</b>	<b>\$ 13,532</b>	<b>\$ 371,738</b>	<b>\$ 385,270</b>	<b>\$ 1,225,864</b>	<b>\$ -</b>
<b>UTILITIES</b>											
361	Power:	-	-	-	-	-	-	-	-	-	-
362	Water / Sewer:	-	-	-	-	-	-	-	-	-	-
363	Telephone / Toll:	-	-	-	-	-	-	-	-	-	-
	<b>TOTAL UTILITIES:</b>	<b>\$ -</b>	<b>\$ -</b>	<b>\$ -</b>	<b>\$ -</b>	<b>\$ -</b>	<b>\$ -</b>	<b>\$ -</b>	<b>\$ -</b>	<b>\$ -</b>	<b>\$ -</b>
450	<b>CAPITAL OUTLAY</b>	-	-	-	-	-	-	-	-	-	-
701	<b>INDIRECT COST</b>	-	-	-	-	-	-	-	-	-	-
	<b>GRAND TOTAL:</b>	<b>\$ 2,000,000</b>	<b>\$ -</b>	<b>\$ -</b>	<b>\$ 2,000,000</b>	<b>\$ 1,765,829.90</b>	<b>\$ 217,483.14</b>	<b>\$ 371,737.94</b>	<b>\$ 589,221.08</b>	<b>\$ 1,410,778.92</b>	<b>\$ -</b>

As of March 31, 2026				
FULL TIME EQUIVALENCIES (FTE's)	Unclassified	Classified	Contract	Other (LTA)
Filled / Warm Bodies	0	0	0	0
Vacant (Funded)	0	0	0	0
<b>TOTAL FTE's</b>	<b>0</b>	<b>0</b>	<b>0</b>	<b>0</b>

<sup>1</sup>/ a) Indicate on a separate sheet each amount expended for: 1) prior year obligation(s); 2) emergency authorizations(s); and 3) promised compensation/acting or detail pay.  
b) Information from GFMS was used to determine the amounts reflected.

OFB/Departmental Funding/Expenditure Fact Sheet  
(GUAM HIGHWAY FUND)

Department/Agency: DEPARTMENT OF PUBLIC WORKS  
Division/Program: HIGHWAYS/HMC - BIKE LN/ VILLAGE RESURFACING/REPAIR  
FIRM/400 Account No.: (Annual Appropriations)

		As of March 31, 2026									
		FY 2026									
Object Class	Appropriation Classification	A	B	C	D	E	F	G	H	I	J
		FY 2026 Appropriations	FY2025 Authorized Lapse Carried Over/ Continued into FY2026	Governor's Transfer +/-	Total Spending Authorized (A + B + C)	Y-T-D Allotment	Expenditures <sup>1/</sup>	Encumbrances <sup>1/</sup>	Total Expenditures/ Encumbrances (F + G)	Projected Expenditures	Available Projected Balance (D - H - I)
<b>PERSONNEL SERVICES</b>											
111	Regular Salaries / Increments	-	-	-	-	-	-	-	-	-	-
112	Overtime / Special Pay	-	-	-	-	-	-	-	-	-	-
113	Benefits	-	-	-	-	-	-	-	-	-	-
<b>TOTAL PERSONNEL SERVICES:</b>		\$ -	\$ -	\$ -	\$ -	\$ -	\$ -	\$ -	\$ -	\$ -	\$ -
<b>OPERATIONS</b>											
220	Travel - Off-Island / Local Mileage Reimbursements	-	-	-	-	-	-	-	-	-	-
230	Contractual Services	1,400,000	-	-	1,400,000	1,190,000		17,070	17,070	1,382,930	-
233	Office Space Rental	-	-	-	-	-					-
240	Supplies & Materials	50,000	-	-	50,000	42,500	3,400		3,400	46,600	-
250	Equipment	50,000	-	-	50,000	50,000	-	-	-	50,000	-
270	Workers' Compensation Benefits	-	-	-	-	-	-	-	-	-	-
271	Drug Testing Charges	-	-	-	-	-	-	-	-	-	-
280	Sub-Recipient / Subgrant	-	-	-	-	-	-	-	-	-	-
290	Miscellaneous	-	-	-	-	-	-	-	-	-	-
<b>TOTAL OPERATIONS:</b>		\$ 1,500,000	\$ -	\$ -	\$ 1,500,000	\$ 1,282,500	\$ 3,400	\$ 17,070	\$ 20,470	\$ 1,479,530	\$ -
<b>UTILITIES</b>											
361	Power	-	-	-	-	-	-	-	-	-	-
362	Water / Sewer	-	-	-	-	-	-	-	-	-	-
363	Telephone / Toll	-	-	-	-	-	-	-	-	-	-
<b>TOTAL UTILITIES:</b>		\$ -	\$ -	\$ -	\$ -	\$ -	\$ -	\$ -	\$ -	\$ -	\$ -
450	CAPITAL OUTLAY	-	-	-	-	-	-	-	-	-	-
701	INDIRECT COST	-	-	-	-	-	-	-	-	-	-
<b>GRAND TOTAL:</b>		\$ 1,500,000	\$ -	\$ -	\$ 1,500,000	\$ 1,282,500	\$ 3,400	\$ 17,070.00	\$ 20,470.00	\$ 1,479,530.00	\$ -

As of March 31, 2026				
FULL TIME EQUIVALENCIES (FTE's)	Unclassified	Classified	Contract	Other (LTA)
Filled / Warm Bodies	0	0	0	0
Vacant (Funded)	0	0	0	0
<b>TOTAL FTE's</b>	<b>0</b>	<b>0</b>	<b>0</b>	<b>0</b>

<sup>1/</sup> a) Indicate on a separate sheet each amount expended for: 1) prior year obligation(s); 2) emergency authorizations(s); and 3) promised compensation/acting or detail pay.  
b) Information from GFMIS was used to determine the amounts reflected.

OFB/Departmental Funding/Expenditure Fact Sheet  
(GUAM HIGHWAY FUND)

Department/Agency: DEPARTMENT OF PUBLIC WORKS  
 Division/Program: HIGHWAYS/HMC - ADDITIONAL VILLAGE STREETS/ROAD RESURFACING/REPAIR  
 FIRM/400 Account No.: [REDACTED] (Continuing Appropriations)

		As of March 31, 2026									
		FY 2026									
Object Class	Appropriation Classification	A	B	C	D	E	F	G	H	I	J
		FY 2026 Appropriations	FY2025 Authorized Lapse Carried Over/ Continued into FY2026	Governor's Transfer +/-	Total Spending Authorized (A + B + C)	Y-T-D Allotment	Expenditures <sup>1</sup>	Encumbrances <sup>1</sup>	Total Expenditures/ Encumbrances (F + G)	Projected Expenditures	Available Projected Balance (J - H - I)
<b>PERSONNEL SERVICES</b>											
111	Regular Salaries / Increments	-	-	-	-	-	4,158	-	4,158	(4,158)	-
112	Overtime / Special Pay:	-	-	-	-	-	-	-	-	-	-
113	Benefits	-	-	-	-	-	2,261	-	2,261	(2,261)	-
	<b>TOTAL PERSONNEL SERVICES:</b>	\$ -	\$ -	\$ -	\$ -	\$ -	\$ 6,419	\$ -	\$ 6,419	\$ (6,419)	\$ -
<b>OPERATIONS</b>											
220	Travel - Off-Island / Local Mileage Reimbursements:	-	-	-	-	-	-	-	-	-	-
230	Contractual Services:	141,198	-	-	141,198	141,198	-	-	-	141,198	-
233	Office Space Rental:	-	-	-	-	-	-	-	-	-	-
240	Supplies & Materials:	-	-	-	-	-	-	-	-	-	-
250	Equipment:	-	-	-	-	-	-	-	-	-	-
270	Workers' Compensation Benefits	-	-	-	-	-	-	-	-	-	-
271	Drug Testing Charges:	-	-	-	-	-	-	-	-	-	-
280	Sub-Recipient / Subgrant:	-	-	-	-	-	-	-	-	-	-
290	Miscellaneous:	-	-	-	-	-	-	-	-	-	-
	<b>TOTAL OPERATIONS:</b>	\$ 141,198	\$ -	\$ -	\$ 141,198	\$ 141,198	\$ -	\$ -	\$ -	\$ 141,198	\$ -
<b>UTILITIES</b>											
361	Power	-	-	-	-	-	-	-	-	-	-
362	Water / Sewer:	-	-	-	-	-	-	-	-	-	-
363	Telephone / Toll:	-	-	-	-	-	-	-	-	-	-
	<b>TOTAL UTILITIES:</b>	\$ -	\$ -	\$ -	\$ -	\$ -	\$ -	\$ -	\$ -	\$ -	\$ -
450	<b>CAPITAL OUTLAY</b>	-	-	-	-	-	-	-	-	-	-
701	<b>INDIRECT COST</b>	-	-	-	-	-	-	-	-	-	-
	<b>GRAND TOTAL:</b>	\$ 141,197.91	\$ -	\$ -	\$ 141,197.91	\$ 141,197.91	\$ 6,419.46	\$ -	\$ 6,419.46	\$ 134,778.45	\$ -

As of March 31, 2026				
FULL TIME EQUIVALENCIES (FTE's)	Unclassified	Classified	Contract	Other (LTA)
Filled / Warm Bodies	0	0	0	0
Vacant (Funded)	0	0	0	0
<b>TOTAL FTE's</b>	<b>0</b>	<b>0</b>	<b>0</b>	<b>0</b>

<sup>1/</sup> a) Indicate on a separate sheet each amount expended for: 1) prior year obligation(s); 2) emergency authorizations(s); and 3) promised compensation/acting or detail pay.  
 b) Information from GFMS was used to determine the amounts reflected.

OFB/Departmental Funding/Expenditure Fact Sheet  
(GUAM EDUCATIONAL FACILITIES FUND)

Department/Agency: DEPARTMENT OF PUBLIC WORKS  
Division/Program: BUS OPERATIONS (GEFF)  
FIRM/400 Account No.: (Annual Appropriation)

		As of March 31, 2026									
		FY 2026									
Object Class	Appropriation Classification	A	B	C	D	E	F	G	H	I	J
		FY 2026 Appropriations	FY2025 Authorized Lapse Carried Over/ Continued into FY2026	Governor's Transfer +/-	Total Spending Authorized (A + B + C)	Y-T-D Allotment	Expenditures <sup>1</sup>	Encumbrances <sup>1</sup>	Total Expenditures/ Encumbrances (F + G)	Projected Expenditures	Available Projected Balance (D - H - I)
<b>PERSONNEL SERVICES</b>											
111	Regular Salaries / Increments	4,131,470	-	-	4,131,470	2,645,898	1,793,432	-	1,793,432	2,338,038	-
112	Overtime / Special Pay	440,115	-	-	440,115	417,029	184,814	-	184,814	255,301	-
113	Benefits	2,230,017	-	-	2,230,017	1,605,362	997,113	-	997,113	1,232,904	-
<b>TOTAL PERSONNEL SERVICES:</b>		<b>\$ 6,801,602</b>	<b>\$ -</b>	<b>\$ -</b>	<b>\$ 6,801,602</b>	<b>\$ 4,668,290</b>	<b>\$ 2,975,360</b>	<b>\$ -</b>	<b>\$ 2,975,360</b>	<b>\$ 3,826,242</b>	<b>\$ -</b>
<b>OPERATIONS</b>											
220	Travel - Off-Island / Local Mileage Reimbursements	-	-	-	-	-	-	-	-	-	-
230	Contractual Services	429,500	-	-	429,500	422,075	2,620	9,880	12,500	417,001	-
233	Office Space Rental	-	-	-	-	-	-	-	-	-	-
240	Supplies & Materials	617,706	-	-	617,706	540,000	-	-	-	617,706	-
250	Equipment	-	-	-	-	-	-	-	-	-	-
270	Workers' Compensation Benefits	-	-	-	-	-	-	-	-	-	-
271	Drug Testing Charges	-	-	-	-	-	-	-	-	-	-
280	Sub-Recipient / Subgrant	-	-	-	-	-	-	-	-	-	-
290	Miscellaneous	-	-	-	-	-	-	-	-	-	-
<b>TOTAL OPERATIONS:</b>		<b>\$ 1,047,206</b>	<b>\$ -</b>	<b>\$ -</b>	<b>\$ 1,047,206</b>	<b>\$ 962,075</b>	<b>\$ 2,620</b>	<b>\$ 9,880</b>	<b>\$ 12,500</b>	<b>\$ 1,034,707</b>	<b>\$ -</b>
<b>UTILITIES</b>											
361	Power	50,000	-	-	50,000	42,500	-	-	-	50,000	-
362	Water / Sewer	-	-	-	-	-	-	-	-	-	-
363	Telephone / Toll	8,750	-	-	8,750	8,000	3,998	-	3,998	4,752	-
<b>TOTAL UTILITIES:</b>		<b>\$ 58,750</b>	<b>\$ -</b>	<b>\$ -</b>	<b>\$ 58,750</b>	<b>\$ 50,500</b>	<b>\$ 3,998</b>	<b>\$ -</b>	<b>\$ 3,998</b>	<b>\$ 54,752</b>	<b>\$ -</b>
450	<b>CAPITAL OUTLAY</b>	-	-	-	-	-	-	-	-	-	-
701	<b>INDIRECT COST</b>	-	-	-	-	-	-	-	-	-	-
<b>GRAND TOTAL:</b>		<b>\$ 7,907,558.00</b>	<b>\$ -</b>	<b>\$ -</b>	<b>\$ 7,907,558.00</b>	<b>\$ 5,680,864.77</b>	<b>\$ 2,981,977.47</b>	<b>\$ 9,879.82</b>	<b>\$ 2,991,857.29</b>	<b>\$ 4,915,701</b>	<b>\$ -</b>

As of March 31, 2026				
FULL TIME EQUIVALENCIES (FTE's)	Unclassified	Classified	Contract	Other (LTA)
Filled / Warm Bodies	0	0	0	0
Vacant (Funded)	0	0	0	0
<b>TOTAL FTE's</b>	<b>0</b>	<b>0</b>	<b>0</b>	<b>0</b>

<sup>1</sup> a) Indicate on a separate sheet each amount expended for: 1) prior year obligation(s); 2) emergency authorization(s); and 3) promised compensation/acting or detail pay.  
b) Information from GFMS was used to determine the amounts reflected.

OFB/Departmental Funding/Expenditure Fact Sheet  
(GUAM EDUCATIONAL FACILITIES FUND)

Department/Agency: DEPARTMENT OF PUBLIC WORKS  
Division/Program: BUS OPERATIONS (GEFF)  
FIRM/400 Account No.: [REDACTED] Annual Appropriation)

		As of March 31, 2026									
		FY 2026									
Object Class	Appropriation Classification	A	B	C	D	E	F	G	H	I	J
		FY 2026 Appropriations	FY2025 Authorized Lapse Carried Over/ Continued into FY2026	Governor's Transfer +/-	Total Spending Authorized (A + B + C)	Y-T-D Allotment	Expenditures <sup>1</sup>	Encumbrances <sup>1</sup>	Total Expenditures/ Encumbrances (F + G)	Projected Expenditures	Available Projected Balance (D - H - I)
<b>PERSONNEL SERVICES</b>											
111	Regular Salaries / Increments	-	-	-	-	-	-	-	-	-	-
112	Overtime / Special Pay	-	-	-	-	-	-	-	-	-	-
113	Benefits	-	-	-	-	-	(46)	-	(46)	46	-
	<b>TOTAL PERSONNEL SERVICES:</b>	\$ -	\$ -	\$ -	\$ -	\$ -	\$ (46)	\$ -	\$ (46)	\$ 46	\$ -
<b>OPERATIONS</b>											
220	Travel - Off-Island / Local Mileage Reimbursements	-	-	-	-	-	-	-	-	-	-
230	Contractual Services	-	15,065	-	15,065	15,065	-	15,065	15,065	-	-
233	Office Space Rental	-	-	-	-	-	-	-	-	-	-
240	Supplies & Materials	-	-	-	-	-	-	-	-	-	-
250	Equipment	-	-	-	-	-	-	-	-	-	-
270	Workers' Compensation Benefits	-	-	-	-	-	-	-	-	-	-
271	Drug Testing Charges	-	-	-	-	-	-	-	-	-	-
280	Sub-Recipient / Subgrant	-	-	-	-	-	-	-	-	-	-
290	Miscellaneous	-	-	-	-	-	-	-	-	-	-
	<b>TOTAL OPERATIONS:</b>	\$ -	\$ 15,065	\$ -	\$ 15,065	\$ 15,065	\$ -	\$ 15,065	\$ 15,065	\$ -	\$ -
<b>UTILITIES</b>											
361	Power	-	-	-	-	-	-	-	-	-	-
362	Water / Sewer	-	-	-	-	-	-	-	-	-	-
363	Telephone / Toll	-	-	-	-	-	-	-	-	-	-
	<b>TOTAL UTILITIES:</b>	\$ -	\$ -	\$ -	\$ -	\$ -	\$ -	\$ -	\$ -	\$ -	\$ -
450	<b>CAPITAL OUTLAY</b>	-	-	-	-	-	-	-	-	-	-
701	<b>INDIRECT COST</b>	-	-	-	-	-	-	-	-	-	-
	<b>GRAND TOTAL:</b>	\$ -	\$ 15,065.00	\$ -	\$ 15,065.00	\$ 15,065.00	\$ (45.79)	\$ 15,065.00	\$ 15,019.21	\$ 46	\$ -


As of March 31, 2026				
FULL TIME EQUIVALENCIES (FTE's)	Unclassified	Classified	Contract	Other (LTA)
Filled / Warm Bodies	0	98	0	0
Vacant (Funded)	0	17	0	0
<b>TOTAL FTE's</b>	<b>0</b>	<b>115</b>	<b>0</b>	<b>0</b>

<sup>1</sup> a) Indicate on a separate sheet each amount expended for: 1) prior year obligation(s); 2) emergency authorizations(s); and 3) promised compensation or detail pay.  
b) Information from GFMS was used to determine the amounts reflected.

### Department Funding Abstract for Non-Appropriated Funds and Other Sources of Revenues

Department/Agency: Department of Public Works

Division: Bus Operations

Certification as to Completeness and Accuracy  
I certify that the information contained herein are true  
and correct:  
  
**08 MAY 2026**  
VINCENT P. ARRIOLA, Director Date

**Required Attachments**  
For "Non-Appropriated Funds" and "Other Sources of Revenues." attach copy of FY 2026 Financial Statement ("Unaudited," if audited statements are not available), and latest FIRM-400 print out for FY 2026.  
Note: List fund source individually

Object Classification	No. of FTEs	Fund Name: DEP-Bus Op School Bus			Fund Name: DEP-Bus Op School Bus			
		FY 2026 (As of 03/31/26)			FY 2026 (As of 03/31/26)			
		Revenue Allocation	Expenditure / Encumbrance	Balance (B-C)	Revenue Allocation	Expenditure / Encumbrance	Balance (E-F)	
	A	B	C	D	E	F	G	
<b>PERSONNEL SERVICES</b>		Ref. Acct No. [REDACTED]			Ref. Acct No. [REDACTED]			
111	Regular Salaries/Increments:	83,654	14,010	69,645	-	525	(525)	
112	Overtime/Special Pay:	376,568	33,456	343,112	-	3,086	(3,086)	
113	Benefits:	119,807	16,382	103,425	-	1,375	(1,375)	
	<b>Sub-Total Personnel Services:</b>	<b>0</b>	<b>580,029</b>	<b>63,848</b>	<b>516,181</b>	<b>-</b>	<b>4,987</b>	<b>(4,987)</b>
<b>OPERATIONS</b>								
220	Travel Off-Isr/Loc Mil Reimb:	-	-	-	-	-	-	
230	Contractual Services:	123,460	18,008	105,453			-	
232	Office Space Rental:	-	-	-			-	
240	Supplies and Materials:	158,532	15,878	142,654			-	
250	Equipment:	85,416	-	85,416			-	
270	Workers Compensation:	-	-	-	-	-	-	
271	Drug Testing:	50,000	-	50,000	-	-	-	
280	Sub-Recipient / Subgrant:	-	-	-	-	-	-	
290	Miscellaneous:	10,000	-	10,000	-	-	-	
	<b>Sub-Total Operations:</b>	<b>427,408</b>	<b>33,886</b>	<b>393,522</b>	<b>-</b>	<b>-</b>	<b>-</b>	
<b>UTILITIES</b>								
361	Power:	-	-	-	-	-	-	
362	Water / Sewer:	-	-	-	-	-	-	
363	Telephone / Toll:	7,384	-	7,384	-	-	-	
	<b>Sub-Total Utilities:</b>	<b>7,384</b>	<b>-</b>	<b>7,384</b>	<b>-</b>	<b>-</b>	<b>-</b>	
450	<b>CAPITAL OUTLAY:</b>	<b>3,135,385</b>	<b>-</b>	<b>3,135,385</b>	<b>-</b>	<b>-</b>	<b>-</b>	
800	<b>EXPENSE REIMBURSEMENT:</b>		<b>(62,746)</b>	<b>62,746</b>	<b>-</b>	<b>(4,987)</b>	<b>4,987</b>	
	<b>TOTAL:</b>	<b>0</b>	<b>4,150,207</b>	<b>34,988</b>	<b>4,115,219</b>	<b>-</b>	<b>-</b>	<b>-</b>

OFB/Departmental Funding/Expenditure Fact Sheet  
(GENERAL FUND)

Department/Agency: DEPARTMENT OF PUBLIC WORKS  
 Division/Program: 2% GF Reserve - DPW Road Resurface (as per PL 36-107)  
 GFMS Account No.: [REDACTED]  
 FIRM/400 Account No.: [REDACTED] Annual Appropriations)

		As of March 31, 2026									
		FY 2026									
Object Class	Appropriation Classification	A	B	C	D	E	F	G	H	I	J
		FY 2026 Appropriations	FY2025 Authorized Lapse Carried Over/Continued into FY2026	Governor's Transfer %/	Total Spending Authorized (A + B + C)	Y-T-D Allotment	Expenditures <sup>1</sup>	Encumbrances <sup>1</sup>	Total Expenditures/Encumbrances (F + G)	Projected Expenditures	Available Projected Balance (D - H - I)
<b>PERSONNEL SERVICES</b>											
111	Regular Salaries / Increments	-	-	-	-	-	-	-	-	-	-
112	Overtime / Special Pay	-	-	-	-	-	-	-	-	-	-
113	Benefits	-	-	-	-	-	-	-	-	-	-
<b>TOTAL PERSONNEL SERVICES:</b>		\$ -	\$ -	\$ -	\$ -	\$ -	\$ -	\$ -	\$ -	\$ -	\$ -
<b>OPERATIONS</b>											
220	Travel - Off-Island / Local Mileage Reimbursements	-	-	-	-	-	-	-	-	-	-
230	Contractual Services	-	5,399,214	-	5,399,214	5,399,214	-	5,399,214	5,399,214	-	-
233	Office Space Rental	-	-	-	-	-	-	-	-	-	-
240	Supplies & Materials	-	-	-	-	-	-	-	-	-	-
250	Equipment	-	-	-	-	-	-	-	-	-	-
270	Workers' Compensation Benefits	-	-	-	-	-	-	-	-	-	-
271	Drug Testing Charges	-	-	-	-	-	-	-	-	-	-
280	Sub-Recipient / Subgrant	-	-	-	-	-	-	-	-	-	-
290	Miscellaneous	-	-	-	-	-	-	-	-	-	-
<b>TOTAL OPERATIONS:</b>		\$ -	\$ 5,399,214	\$ -	\$ 5,399,214	\$ 5,399,214	\$ -	\$ 5,399,214	\$ 5,399,214	\$ -	\$ -
<b>UTILITIES</b>											
361	Power	-	-	-	-	-	-	-	-	-	-
362	Water / Sewer	-	-	-	-	-	-	-	-	-	-
363	Telephone / Toll	-	-	-	-	-	-	-	-	-	-
<b>TOTAL UTILITIES:</b>		\$ -	\$ -	\$ -	\$ -	\$ -	\$ -	\$ -	\$ -	\$ -	\$ -
450	<b>CAPITAL OUTLAY</b>	-	-	-	-	-	-	-	-	-	-
701	<b>INDIRECT COST</b>	-	-	-	-	-	-	-	-	-	-
<b>GRAND TOTAL:</b>		\$ -	\$ 5,399,214.32	\$ -	\$ 5,399,214.32	\$ 5,399,214.32	\$ -	\$ 5,399,214.32	\$ 5,399,214.32	\$ -	\$ -

		As of March 31, 2026			
FULL TIME EQUIVALENCIES (FTE's)		Unclassified	Classified	Contract	Other (LTA)
Filled / Warm Bodies		0	0	0	0
Vacant (Funded)		0	0	0	0
<b>TOTAL FTE's</b>		<b>0</b>	<b>0</b>	<b>0</b>	<b>0</b>

<sup>1</sup> a) Indicate on a separate sheet each amount expended for: 1) prior year obligation(s); 2) emergency authorization(s); and 3) promised compensation/acting or detail pay.  
 b) Information from GFMS was used to determine the amounts reflected.

OFB/Departmental Funding/Expenditure Fact Sheet  
(DOE OPERATIONS FUND)

Department/Agency: DEPARTMENT OF PUBLIC WORKS  
 Division/Program: CAPITAL OUTLAY-DOE OPERATIONS FUND  
 Division/Program: FY2024-SSHS - Construction Management Services  
 GFMS Account No.:

		As of March 31, 2026									
		FY 2026									
Object Class	Appropriation Classification	A	B	C	D	E	F	G	H	I	J
		FY 2026 Appropriations	FY2025 Authorized Lapse Carried Over/ Continued into FY2026	Governor's Transfer +/-	Total Spending Authorized (A + B + C)	V-T-D Allotment	Expenditures <sup>1)</sup>	Encumbrances <sup>1)</sup>	Total Expenditures/ Encumbrances (F + G)	Projected Expenditures	Available Projected Balance (D - H - I)
<b>PERSONNEL SERVICES</b>											
111	Regular Salaries / Increments.	-	-	-	-	-	-	-	-	-	-
112	Overtime / Special Pay	-	-	-	-	-	-	-	-	-	-
113	Benefits:	-	-	-	-	-	-	-	-	-	-
	<b>TOTAL PERSONNEL SERVICES:</b>	\$ -	\$ -	\$ -	\$ -	\$ -	\$ -	\$ -	\$ -	\$ -	\$ -
<b>OPERATIONS</b>											
220	Travel - Off-Island / Local Mileage Reimbursements:	-	-	-	-	-	-	-	-	-	-
230	Contractual Services:	-	-	-	-	-	-	-	-	-	-
233	Office Space Rental	-	-	-	-	-	-	-	-	-	-
240	Supplies & Materials:	-	-	-	-	-	-	-	-	-	-
250	Equipment:	-	-	-	-	-	-	-	-	-	-
270	Workers' Compensation Benefits	-	-	-	-	-	-	-	-	-	-
271	Drug Testing Charges	-	-	-	-	-	-	-	-	-	-
280	Sub-Recipient / Subgrant:	-	-	-	-	-	-	-	-	-	-
290	Miscellaneous:	-	-	-	-	-	-	-	-	-	-
	<b>TOTAL OPERATIONS:</b>	\$ -	\$ -	\$ -	\$ -	\$ -	\$ -	\$ -	\$ -	\$ -	\$ -
<b>UTILITIES</b>											
361	Power	-	-	-	-	-	-	-	-	-	-
362	Water / Sewer:	-	-	-	-	-	-	-	-	-	-
363	Telephone / Toll	-	-	-	-	-	-	-	-	-	-
	<b>TOTAL UTILITIES:</b>	\$ -	\$ -	\$ -	\$ -	\$ -	\$ -	\$ -	\$ -	\$ -	\$ -
450	<b>CAPITAL OUTLAY</b>	-	6,510,525	-	6,510,525	6,510,525	930,083	6,051,800	6,981,882	(471,357)	-
701	<b>INDIRECT COST</b>	-	-	-	-	-	-	-	-	-	-
	<b>GRAND TOTAL:</b>	\$ -	\$ 6,510,525.16	\$ -	\$ 6,510,525.16	\$ 6,510,525.16	\$ 930,082.80	\$ 6,051,799.54	\$ 6,981,882.34	\$ (471,357.18)	\$ -

		As of March 31, 2026			
FULL TIME EQUIVALENCIES (FTE's)		Unclassified	Classified	Contract	Other (LTA)
Filled / Warm Bodies		0	0	0	0
Vacant (Funded)		0	0	0	0
<b>TOTAL FTE's</b>		0	0	0	0

<sup>1)</sup> a) Indicate on a separate sheet each amount expended for: 1) prior year obligation(s); 2) emergency authorizations(s); and 3) promised compensatin/acting or detail pay.  
 b) Information from GFMS was used to determine the amounts reflected.

OFB/Departmental Funding/Expenditure Fact Sheet  
 ABANDONED AND JUNK VEHICLE REMOVAL PRG

Department/Agency Mutual Certification  
 as to the accuracy of information contained herein.  
 VINCENT P. ARRIGOLA, DPW Director  
 08 MAY 2026


Department/Agency: DEPARTMENT OF PUBLIC WORKS  
 Division/Program: CONTRACT-WR-Local All others (former Z-act)-FISCAL YEAR 2026-Abandoned and Junk Vehicle Removal PRG  
 GFMS Account No. [REDACTED]

		As of March 31, 2026									
		FY 2026									
FIRM/00 Account Code	Appropriation Classification	A	B	C	D	E	F	G	H	I	J
		FY 2026 Appropriations	FY2025 Authorized Lapse Carried Over/ Continued into FY2026	Governor's Transfer +/-	Total Spending Authorized (A + B + C)	Y-T-D Allotment	Expenditures <sup>1</sup>	Encumbrances <sup>1</sup>	Total Expenditures/ Encumbrances (F + G)	Projected Expenditures	Available Projected Balance (D - H - I)
<b>PERSONNEL SERVICES</b>											
111	Regular Salaries / Increments:	-	-	-	-	-	-	-	-	-	-
112	Overtime / Special Pay:	-	-	-	-	-	-	-	-	-	-
113	Benefits	-	-	-	-	-	-	-	-	-	-
<b>TOTAL PERSONNEL SERVICES:</b>		\$ -	\$ -	\$ -	\$ -	\$ -	\$ -	\$ -	\$ -	\$ -	\$ -
<b>OPERATIONS</b>											
220	Travel - Off-Island / Local Mileage Reimbursements	-	-	-	-	-	-	-	-	-	-
230	Contractual Services	2,000,000	-	-	2,000,000	2,000,000	-	-	-	2,000,000	-
233	Office Space Rental	-	-	-	-	-	-	-	-	-	-
240	Supplies & Materials	-	-	-	-	-	-	-	-	-	-
250	Equipment	-	-	-	-	-	-	-	-	-	-
271	Drug Testing Charges	-	-	-	-	-	-	-	-	-	-
280	Sub-Recipient / Subgrant	-	-	-	-	-	-	-	-	-	-
290	Miscellaneous	-	-	-	-	-	-	-	-	-	-
<b>TOTAL OPERATIONS:</b>		\$ 2,000,000	\$ -	\$ -	\$ 2,000,000	\$ 2,000,000	\$ -	\$ -	\$ -	\$ 2,000,000	\$ -
<b>UTILITIES</b>											
361	Power	-	-	-	-	-	-	-	-	-	-
362	Water / Sewer	-	-	-	-	-	-	-	-	-	-
363	Telephone / Toll	-	-	-	-	-	-	-	-	-	-
<b>TOTAL UTILITIES:</b>		\$ -	\$ -	\$ -	\$ -	\$ -	\$ -	\$ -	\$ -	\$ -	\$ -
450	<b>CAPITAL OUTLAY</b>	-	-	-	-	-	-	-	-	-	-
701	<b>INDIRECT COST</b>	-	-	-	-	-	-	-	-	-	-
<b>GRAND TOTAL:</b>		\$ 2,000,000	\$ -	\$ -	\$ 2,000,000	\$ 2,000,000	\$ -	\$ -	\$ -	\$ 2,000,000	\$ -

As of March 31, 2026				
FULL TIME EQUIVALENCIES (FTE's)	Unclassified	Classified	Contract	Other (LTA)
Filled / Warm Bodies	0	0	0	0
Vacant (Funded)	0	0	0	0
<b>TOTAL FTE's</b>	<b>0</b>	<b>0</b>	<b>0</b>	<b>0</b>

<sup>1</sup> a) Indicate on a separate sheet each amount expended for: 1) prior year obligation(s); 2) emergency authorizations(s); and 3) promised compensation/acting or detail pay.  
 b) Information from GFMS was used to determine the amounts reflected.

OFB/Departmental Funding/Expenditure Fact Sheet  
 DPW BUILDING AND DESIGN FUND  
 OVERALL SUMMARY

Department/Agency Head Certification  
 as to the accuracy of information contained herein:  
  
 08 MAY 2026  
 VINCENT P. ARRIOLA, DPW Director

Department/Agency: DEPARTMENT OF PUBLIC WORKS  
 Division/Program: CAPITAL IMPROVEMENT PROJECTS / BUILDING PERMITS & INSPECTION  
 FTRM/400 Account No.: (Continuing Appropriations)

		As of March 31, 2026									
		FY 2026 Appropriations									
Object Class	Appropriation Classification	A	B	C	D	E	F	G	H	I	J
		FY 2026 Appropriations	FY2025 Authorized Lapse Carried Over/ Continued into FY2026	Governor's Transfer % <sup>a</sup>	Total Spending Authorized (A + B + C)	V-T-D Allotment	Expenditures <sup>b</sup>	Encumbrances <sup>c</sup>	Total Expenditures/ Encumbrances (F + G)	Projected Expenditures	Available Projected Balance (D - H - I)
<b>PERSONNEL SERVICES</b>											
111	Regular Salaries / Increments	1,595,024	5,712,691	-	7,307,715	5,996,756	158,695	-	158,695	7,186,187	(37,167)
112	Overtime / Special Pay	-	1	-	1	1	-	-	-	1	-
113	Benefits:	872,586	2,317,733	-	3,210,319	2,557,447	77,093	-	77,093	3,154,329	(21,103)
<b>TOTAL PERSONNEL SERVICES:</b>		<b>\$ 2,467,610</b>	<b>\$ 8,050,424</b>	<b>\$ -</b>	<b>\$ 10,518,034</b>	<b>\$ 8,554,203</b>	<b>\$ 235,787</b>	<b>\$ -</b>	<b>\$ 235,787</b>	<b>\$ 10,340,517</b>	<b>\$ (58,270)</b>
<b>OPERATIONS</b>											
220	Travel - Off-Island / Local Mileage Reimbursements	-	47,163	-	47,163	47,163	-	-	-	47,163	-
230	Contractual Services	82,380	2,707,070	-	2,789,450	2,789,450	-	399,513	399,513	2,389,937	-
233	Office Space Rental	-	-	-	-	-	-	-	-	-	-
240	Supplies & Materials	39,800	825,964	-	865,764	865,764	-	0	0	867,315	(1,551)
250	Equipment:	35,400	720,651	-	756,051	756,051	-	-	-	756,051	-
270	Workers' Compensation Benefits	-	-	-	-	-	-	-	-	-	-
271	Drug Testing Charges	560	2,700	-	3,260	3,260	-	-	-	3,260	-
280	Sub-Recipient / Subgrant	-	-	-	-	-	-	-	-	-	-
290	Miscellaneous:	-	-	-	-	-	-	-	-	-	-
<b>TOTAL OPERATIONS:</b>		<b>\$ 158,140</b>	<b>\$ 4,303,549</b>	<b>\$ -</b>	<b>\$ 4,461,689</b>	<b>\$ 4,461,689</b>	<b>\$ -</b>	<b>\$ 399,513</b>	<b>\$ 399,513</b>	<b>\$ 4,063,727</b>	<b>\$ (1,551)</b>
<b>UTILITIES</b>											
361	Power:	25,000	63,109	-	88,109	88,109	-	-	-	88,109	-
362	Water / Sewer:	-	-	-	-	-	-	-	-	-	-
363	Telephone / Toll:	6,000	116,898	-	122,898	122,898	793	-	793	122,105	-
<b>TOTAL UTILITIES:</b>		<b>\$ 31,000</b>	<b>\$ 180,007</b>	<b>\$ -</b>	<b>\$ 211,007</b>	<b>\$ 211,007</b>	<b>\$ 793</b>	<b>\$ -</b>	<b>\$ 793</b>	<b>\$ 210,213</b>	<b>\$ -</b>
450	<b>CAPITAL OUTLAY</b>	300,000	798,860	-	1,098,860	1,098,860	-	136,400	136,400	962,460	-
701	<b>INDIRECT COST</b>	-	-	-	-	-	-	-	-	-	-
<b>GRAND TOTAL:</b>		<b>\$ 2,956,750</b>	<b>\$ 13,332,840</b>	<b>\$ -</b>	<b>\$ 16,289,590</b>	<b>\$ 14,325,759</b>	<b>\$ 236,581</b>	<b>\$ 535,913</b>	<b>\$ 772,494</b>	<b>\$ 15,576,917</b>	<b>\$ (59,821)</b>

As of March 31, 2026				
FULL TIME EQUIVALENCIES (FTE's)	Unclassified	Classified	Contract	Other (LTA)
Filled / Warm Bodies	0	0	0	0
Vacant (Funded)	0	0	0	0
<b>TOTAL FTE's</b>	<b>0</b>	<b>0</b>	<b>0</b>	<b>0</b>

<sup>a</sup> a) Indicate on a separate sheet each amount expended for: 1) prior year obligation(s); 2) emergency authorization(s); and 3) promised compensation/acting or detail pay.  
<sup>b</sup> b) Information from AS400 and GFMS was used to determine the amounts reflected.  
<sup>c</sup> c) Info from CIP Division's Account Spreadsheet were used to determine the amounts reflected.

**OFB/Departmental Funding/Expenditure Fact Sheet  
(DPW BUILDING AND DESIGN FEE)  
SUMMARY**

Department/Agency: **DEPARTMENT OF PUBLIC WORKS**  
 Division/Program: **Capital Improvement Projects / Building Permits & Inspection**  
 AS400 Account No.: XXXXXXXXXX  
 GFMIS Account No. XXXXXXXXXX (Continuing Appropriations)

		As of March 31, 2026									
		FY 2026 Appropriations									
Object Class	Appropriation Classification	A	B	C	D	E	F	G	H	I	J
		FY 2026 Appropriations	FY2025 Authorized Lapse Carried Over/ Continued into FY2026	Governor's Transfer +/-	Total Spending Authorized (A + B + C)	Y-T-D Allotment	Expenditures <sup>1</sup>	Encumbrances <sup>1</sup>	Total Expenditures/ Encumbrances (F + G)	Projected Expenditures	Available Projected Balance (D - H - I)
<b>PERSONNEL SERVICES</b>											
111	Regular Salaries / Increments	1,595,024	1,565,985	-	3,161,009	1,850,050	158,695	-	158,695	3,028,494	(26,180)
112	Overtime / Special Pay	-	-	-	-	-	-	-	-	-	-
113	Benefits	872,586	814,104	-	1,686,690	1,033,818	77,093	-	77,093	1,626,367	(16,770)
<b>TOTAL PERSONNEL SERVICES:</b>		<b>\$ 2,467,610</b>	<b>\$ 2,380,090</b>	<b>\$ -</b>	<b>\$ 4,847,700</b>	<b>\$ 2,883,869</b>	<b>\$ 235,787</b>	<b>\$ -</b>	<b>\$ 235,787</b>	<b>\$ 4,654,863</b>	<b>\$ (42,950)</b>
<b>OPERATIONS</b>											
220	Travel - Off-Island / Local Mileage Reimbursements	-	-	-	-	-	-	-	-	-	-
230	Contractual Services	82,380	753,468	-	835,848	835,848	-	399,513	399,513	436,335	-
233	Office Space Rental	-	-	-	-	-	-	-	-	-	-
240	Supplies & Materials	39,800	56,099	-	95,899	95,899	-	0	0	97,450	(1,551)
250	Equipment	35,400	357,988	-	393,388	393,388	-	-	-	393,388	-
270	Workers' Compensation Benefits	-	-	-	-	-	-	-	-	-	-
271	Drug Testing Charges	560	2,080	-	2,640	2,640	-	-	-	2,640	-
280	Sub-Recipient / Subgrant	-	-	-	-	-	-	-	-	-	-
290	Miscellaneous	-	-	-	-	-	-	-	-	-	-
<b>TOTAL OPERATIONS:</b>		<b>\$ 158,140</b>	<b>\$ 1,169,635</b>	<b>\$ -</b>	<b>\$ 1,327,775</b>	<b>\$ 1,327,775</b>	<b>\$ -</b>	<b>\$ 399,513</b>	<b>\$ 399,513</b>	<b>\$ 929,813</b>	<b>\$ (1,551)</b>
<b>UTILITIES</b>											
361	Power	25,000	63,109	-	88,109	88,109	-	-	-	88,109	-
362	Water / Sewer	-	-	-	-	-	-	-	-	-	-
363	Telephone / Toll	6,000	27,579	-	33,579	33,579	793	-	793	32,786	-
<b>TOTAL UTILITIES:</b>		<b>\$ 31,000</b>	<b>\$ 90,688</b>	<b>\$ -</b>	<b>\$ 121,688</b>	<b>\$ 121,688</b>	<b>\$ 793</b>	<b>\$ -</b>	<b>\$ 793</b>	<b>\$ 120,895</b>	<b>\$ -</b>
450	<b>CAPITAL OUTLAY</b>	300,000	560,000	-	860,000	860,000	-	136,400	136,400	723,600	-
701	<b>INDIRECT COST</b>	-	-	-	-	-	-	-	-	-	-
<b>GRAND TOTAL:</b>		<b>\$ 2,956,750</b>	<b>\$ 4,200,413</b>	<b>\$ -</b>	<b>\$ 7,157,163</b>	<b>\$ 5,193,332</b>	<b>\$ 236,581</b>	<b>\$ 535,913</b>	<b>\$ 772,494</b>	<b>\$ 6,429,170</b>	<b>\$ (44,501)</b>

As of March 31, 2026				
FULL TIME EQUIVALENCIES (FTE's)	Unclassified	Classified	Contract	Other (LTA)
Filled / Warm Bodies	0	0	0	0
Vacant (Funded)	0	0	0	0
<b>TOTAL FTE's</b>	<b>0</b>	<b>0</b>	<b>0</b>	<b>0</b>

<sup>1</sup> a) Indicate on a separate sheet each amount expended for: 1) prior year obligation(s); 2) emergency authorizations(s); and 3) promised compensation/acting or detail pay.  
 b) Information from AS400 and GFMIS was used to determine the amounts reflected.  
 c) Info from CIP Division's Account Spreadsheet were used to determine the amounts reflected.

OFB/Departmental Funding/Expenditure Fact Sheet  
(DPW BUILDING AND DESIGN FEE)

Department/Agency: DEPARTMENT OF PUBLIC WORKS  
 Division/Program: CAPITAL IMPROVEMENT PROJECTS / BUILDING PERMITS & INSPECTION  
 AS400 Account No. [REDACTED] (Continuing Appropriations)  
 GFMS Account No. [REDACTED]

		As of March 31, 2026									
		FY 2026 Appropriations									
Object Class	Appropriation Classification	A	B	C	D	E	F	G	H	I	J
		FY 2026 Appropriations	FY2025 Authorized Lapse Carried Over/ Continued into FY2026	Governor's Transfer +/-	Total Spending Authorized (A + B + C)	Y-T-D Allotment	Expenditures <sup>1</sup>	Encumbrances <sup>2</sup>	Total Expenditures/ Encumbrances (F + G)	Projected Expenditures	Available Projected Balance (D - H - I)
<b>PERSONNEL SERVICES</b>											
111	Regular Salaries / Increments	-	-	-	-	-	-	-	-	-	-
112	Overtime / Special Pay	-	-	-	-	-	-	-	-	-	-
113	Benefits:	-	-	-	-	-	-	-	-	-	-
<b>TOTAL PERSONNEL SERVICES:</b>		\$ -	\$ -	\$ -	\$ -	\$ -	\$ -	\$ -	\$ -	\$ -	\$ -
<b>OPERATIONS</b>											
220	Travel - Off-Island / Local Mileage Reimbursements	-	-	-	-	-	-	-	-	-	-
230	Contractual Services:	-	526	-	526	526	-	-	-	526	-
233	Office Space Rental:	-	-	-	-	-	-	-	-	-	-
240	Supplies & Materials	-	-	-	-	-	-	-	-	-	-
250	Equipment	-	-	-	-	-	-	-	-	-	-
270	Workers' Compensation Benefits	-	-	-	-	-	-	-	-	-	-
271	Drug Testing Charges:	-	-	-	-	-	-	-	-	-	-
280	Sub-Recipient / Subgrant:	-	-	-	-	-	-	-	-	-	-
290	Miscellaneous:	-	-	-	-	-	-	-	-	-	-
<b>TOTAL OPERATIONS:</b>		\$ -	\$ 526	\$ -	\$ 526	\$ 526	\$ -	\$ -	\$ -	\$ 526	\$ -
<b>UTILITIES</b>											
361	Power:	-	-	-	-	-	-	-	-	-	-
362	Water / Sewer:	-	-	-	-	-	-	-	-	-	-
363	Telephone / Toll:	-	-	-	-	-	-	-	-	-	-
<b>TOTAL UTILITIES:</b>		\$ -	\$ -	\$ -	\$ -	\$ -	\$ -	\$ -	\$ -	\$ -	\$ -
450	<b>CAPITAL OUTLAY</b>	-	-	-	-	-	-	-	-	-	-
701	<b>INDIRECT COST</b>	-	-	-	-	-	-	-	-	-	-
<b>GRAND TOTAL:</b>		\$ -	\$ 526	\$ -	\$ 526	\$ 526	\$ -	\$ -	\$ -	\$ 526	\$ -

		As of March 31, 2026			
FULL TIME EQUIVALENCIES (FTE's)		Unclassified	Classified	Contract	Other (LTA)
Filled / Warm Bodies		0	0	0	0
Vacant (Funded)		0	0	0	0
<b>TOTAL FTE's</b>		<b>0</b>	<b>0</b>	<b>0</b>	<b>0</b>

<sup>1</sup> a) Indicate on a separate sheet each amount expended for: 1) prior year obligation(s); 2) emergency authorization(s); and 3) promised compensation/acting or detail pay.  
 b) Information from FIRM/400 was used to determine the amounts reflected.

OFB/Departmental Funding/Expenditure Fact Sheet  
(DPW BUILDING AND DESIGN FEE)

Department/Agency: DEPARTMENT OF PUBLIC WORKS  
 Division/Program: CAPITAL IMPROVEMENT PROJECTS / BUILDING PERMITS & INSPECTION  
 AS400 Account No.: [REDACTED]  
 GPMS Account No.: [REDACTED] (Continuing Appropriations)

		As of March 31, 2026									
		FY 2026 Appropriations									
Object Class	Appropriation Classification	A	B	C	D	E	F	G	H	I	J
		FY 2026 Appropriations	FY2025 Authorized Lapse Carried Over/Continued into FY2026	Governor's Transfer %	Total Spending Authorized (A + B + C)	Y-T-D Allotment	Expenditures <sup>1)</sup>	Encumbrances <sup>1)</sup>	Total Expenditures/Encumbrances (F + G)	Projected Expenditures	Available Projected Balance (J - H - I)
<b>PERSONNEL SERVICES</b>											
111	Regular Salaries / Increments:	-	-	-	-	-	-	-	-	-	-
112	Overtime / Special Pay	-	-	-	-	-	-	-	-	-	-
113	Benefits	-	-	-	-	-	-	-	-	-	-
	<b>TOTAL PERSONNEL SERVICES:</b>	\$ -	\$ -	\$ -	\$ -	\$ -	\$ -	\$ -	\$ -	\$ -	\$ -
<b>OPERATIONS</b>											
220	Travel - Off-Island / Local Mileage Reimbursements:	-	-	-	-	-	-	-	-	-	-
230	Contractual Services	-	4,159	-	4,159	4,159	-	-	-	4,159	-
233	Office Space Rental	-	-	-	-	-	-	-	-	-	-
240	Supplies & Materials	-	-	-	-	-	-	-	-	-	-
250	Equipment	-	-	-	-	-	-	-	-	-	-
270	Workers' Compensation Benefits	-	-	-	-	-	-	-	-	-	-
271	Drug Testing Charges	-	320	-	320	320	-	-	-	320	-
280	Sub-Recipient / Subgrant:	-	-	-	-	-	-	-	-	-	-
290	Miscellaneous:	-	-	-	-	-	-	-	-	-	-
	<b>TOTAL OPERATIONS:</b>	\$ -	\$ 4,479	\$ -	\$ 4,479	\$ 4,479	\$ -	\$ -	\$ -	\$ 4,479	\$ -
<b>UTILITIES</b>											
361	Power:	-	7,079	-	7,079	7,079	-	-	-	7,079	-
362	Water / Sewer	-	-	-	-	-	-	-	-	-	-
363	Telephone / Toll	-	-	-	-	-	-	-	-	-	-
	<b>TOTAL UTILITIES:</b>	\$ -	\$ 7,079	\$ -	\$ 7,079	\$ 7,079	\$ -	\$ -	\$ -	\$ 7,079	\$ -
450	<b>CAPITAL OUTLAY</b>	-	-	-	-	-	-	-	-	-	-
701	<b>INDIRECT COST</b>	-	-	-	-	-	-	-	-	-	-
	<b>GRAND TOTAL:</b>	\$ -	\$ 11,558	\$ -	\$ 11,558	\$ 11,558	\$ -	\$ -	\$ -	\$ 11,558	\$ -

		As of March 31, 2026			
FULL TIME EQUIVALENCIES (FTE's)		Unclassified	Classified	Contract	Other (LTA)
Filled / Warm Bodies		0	0	0	0
Vacant (Funded)		0	0	0	0
<b>TOTAL FTE's</b>		0	0	0	0

<sup>1)</sup> a) Indicate on a separate sheet each amount expended for: 1) prior year obligations(s); 2) emergency authorizations(s); and 3) promised compensation/acting or detail pay.  
 b) Information from FIRM/400 was used to determine the amounts reflected.

OFB/Departmental Funding/Expenditure Fact Sheet  
(DPW BUILDING AND DESIGN FEE)

Department/Agency: DEPARTMENT OF PUBLIC WORKS  
 Division/Program: CAPITAL IMPROVEMENT PROJECTS / BUILDING PERMITS & INSPECTION  
 AS400 Account No.: [REDACTED]  
 GFMS Account No.: [REDACTED] (Continuing Appropriations)

		As of March 31, 2026									
		FY 2026 Appropriations									
Object Class	Appropriation Classification	A	B	C	D	E	F	G	H	I	J
		FY 2026 Appropriations	FY2025 Authorized Lapse Carried Over/ Continued into FY2026	Governor's Transfer +/-	Total Spending Authorized (A + B + C)	Y-T-D Allotment	Expenditures <sup>1</sup>	Encumbrances <sup>2</sup>	Total Expenditures/ Encumbrances (F + G)	Projected Expenditures	Available Projected Balance (D - H - I)
<b>PERSONNEL SERVICES</b>											
111	Regular Salaries / Increments	-	572	-	572	572	-	-	-	572	-
112	Overtime / Special Pay	-	1	-	1	1	-	-	-	1	-
113	Benefits	-	15,548	-	15,548	15,548	-	-	-	15,548	-
<b>TOTAL PERSONNEL SERVICES:</b>		<b>\$ -</b>	<b>\$ 16,120</b>	<b>\$ -</b>	<b>\$ 16,120</b>	<b>\$ 16,120</b>	<b>\$ -</b>	<b>\$ -</b>	<b>\$ -</b>	<b>\$ 16,120</b>	<b>\$ -</b>
<b>OPERATIONS</b>											
220	Travel - Off-Island / Local Mileage Reimbursements	-	-	-	-	-	-	-	-	-	-
230	Contractual Services	-	5,391	-	5,391	5,391	-	-	-	5,391	-
233	Office Space Rental	-	-	-	-	-	-	-	-	-	-
240	Supplies & Materials	-	850	-	850	850	-	-	-	850	-
250	Equipment	-	3,003	-	3,003	3,003	-	-	-	3,003	-
270	Workers' Compensation Benefits	-	-	-	-	-	-	-	-	-	-
271	Drug Testing Charges	-	-	-	-	-	-	-	-	-	-
280	Sub-Recipient / Subgrant	-	-	-	-	-	-	-	-	-	-
290	Miscellaneous	-	-	-	-	-	-	-	-	-	-
<b>TOTAL OPERATIONS:</b>		<b>\$ -</b>	<b>\$ 9,244</b>	<b>\$ -</b>	<b>\$ 9,244</b>	<b>\$ 9,244</b>	<b>\$ -</b>	<b>\$ -</b>	<b>\$ -</b>	<b>\$ 9,244</b>	<b>\$ -</b>
<b>UTILITIES</b>											
361	Power	-	-	-	-	-	-	-	-	-	-
362	Water / Sewer	-	-	-	-	-	-	-	-	-	-
363	Telephone / Toll	-	-	-	-	-	-	-	-	-	-
<b>TOTAL UTILITIES:</b>		<b>\$ -</b>	<b>\$ -</b>	<b>\$ -</b>	<b>\$ -</b>	<b>\$ -</b>	<b>\$ -</b>	<b>\$ -</b>	<b>\$ -</b>	<b>\$ -</b>	<b>\$ -</b>
450	<b>CAPITAL OUTLAY</b>	-	-	-	-	-	-	-	-	-	-
701	<b>INDIRECT COST</b>	-	-	-	-	-	-	-	-	-	-
<b>GRAND TOTAL:</b>		<b>\$ -</b>	<b>\$ 25,365</b>	<b>\$ -</b>	<b>\$ 25,365</b>	<b>\$ 25,365</b>	<b>\$ -</b>	<b>\$ -</b>	<b>\$ -</b>	<b>\$ 25,365</b>	<b>\$ -</b>

As of March 31, 2026				
FULL TIME EQUIVALENCIES (FTE's)	Unclassified	Classified	Contract	Other (LTA)
Filled / Warm Bodies	0	0	0	0
Vacant (Funded)	0	0	0	0
<b>TOTAL FTE's</b>	<b>0</b>	<b>0</b>	<b>0</b>	<b>0</b>

<sup>1/</sup> a) Indicate on a separate sheet each amount expended for: 1) prior year obligation(s); 2) emergency authorizations(s); and 3) promised compensation/acting or detail pay.  
 b) Information from FIRM/400 was used to determine the amounts reflected.

**OFB/Departmental Funding/Expenditure Fact Sheet  
(DPW BUILDING AND DESIGN FEE)**

Department/Agency: DEPARTMENT OF PUBLIC WORKS  
 Division/Program: CAPITAL IMPROVEMENT PROJECTS / BUILDING PERMITS & INSPECTION  
 AS400 Account No.: [REDACTED]  
 GFMS Account No.: [REDACTED] (Continuing Appropriations)

		As of March 31, 2026									
		FY 2026 Appropriations									
Object Class	Appropriation Classification	A	B	C	D	E	F	G	H	I	J
		FY 2026 Appropriations	FY2025 Authorized Lapse Carried Over/ Continued into FY2026	Governor's Transfer	Total Spending Authorized (A + B + C)	Y-T-D Allotment	Expenditures <sup>1</sup>	Encumbrances <sup>2</sup>	Total Expenditures/ Encumbrances (F + G)	Projected Expenditures	Available Projected Balance (J - H - I)
<b>PERSONNEL SERVICES</b>											
111	Regular Salaries / Increments:	-	3	-	3	3	-	-	-	3	-
112	Overtime / Special Pay:	-	-	-	-	-	-	-	-	-	-
113	Benefits:	-	14,696	-	14,696	14,696	-	-	-	14,696	-
<b>TOTAL PERSONNEL SERVICES:</b>		<b>\$ -</b>	<b>\$ 14,699</b>	<b>\$ -</b>	<b>\$ 14,699</b>	<b>\$ 14,699</b>	<b>\$ -</b>	<b>\$ -</b>	<b>\$ -</b>	<b>\$ 14,699</b>	<b>\$ -</b>
<b>OPERATIONS</b>											
220	Travel - Off-Island / Local Mileage Reimbursements:	-	-	-	-	-	-	-	-	-	-
230	Contractual Services:	-	10,753	-	10,753	10,753	-	-	-	10,753	-
233	Office Space Rental:	-	-	-	-	-	-	-	-	-	-
240	Supplies & Materials:	-	-	-	-	-	-	-	-	-	-
250	Equipment:	-	-	-	-	-	-	-	-	-	-
270	Workers' Compensation Benefits:	-	-	-	-	-	-	-	-	-	-
271	Drug Testing Charges:	-	-	-	-	-	-	-	-	-	-
280	Sub-Recipient / Subgrant:	-	-	-	-	-	-	-	-	-	-
290	Miscellaneous:	-	-	-	-	-	-	-	-	-	-
<b>TOTAL OPERATIONS:</b>		<b>\$ -</b>	<b>\$ 10,753</b>	<b>\$ -</b>	<b>\$ 10,753</b>	<b>\$ 10,753</b>	<b>\$ -</b>	<b>\$ -</b>	<b>\$ -</b>	<b>\$ 10,753</b>	<b>\$ -</b>
<b>UTILITIES</b>											
361	Power:	-	-	-	-	-	-	-	-	-	-
362	Water / Sewer:	-	-	-	-	-	-	-	-	-	-
363	Telephone / Toll:	-	-	-	-	-	-	-	-	-	-
<b>TOTAL UTILITIES:</b>		<b>\$ -</b>	<b>\$ -</b>	<b>\$ -</b>	<b>\$ -</b>	<b>\$ -</b>	<b>\$ -</b>	<b>\$ -</b>	<b>\$ -</b>	<b>\$ -</b>	<b>\$ -</b>
450	<b>CAPITAL OUTLAY</b>	-	-	-	-	-	-	-	-	-	-
701	<b>INDIRECT COST</b>	-	-	-	-	-	-	-	-	-	-
<b>GRAND TOTAL:</b>		<b>\$ -</b>	<b>\$ 25,452</b>	<b>\$ -</b>	<b>\$ 25,452</b>	<b>\$ 25,452</b>	<b>\$ -</b>	<b>\$ -</b>	<b>\$ -</b>	<b>\$ 25,452</b>	<b>\$ -</b>

As of March 31, 2026				
FULL TIME EQUIVALENCIES (FTE's)	Unclassified	Classified	Contract	Other (LTA)
Filled / Warm Bodies	0	0	0	0
Vacant (Funded)	0	0	0	0
<b>TOTAL FTE's</b>	<b>0</b>	<b>0</b>	<b>0</b>	<b>0</b>

<sup>1</sup> a) Indicate on a separate sheet each amount expended for: 1) prior year obligation(s); 2) emergency authorizations(s); and 3) promised compensation/acting or detail pay.  
 b) Information from FIRMI/400 was used to determine the amounts reflected.

OFB/Departmental Funding/Expenditure Fact Sheet  
(DPW BUILDING AND DESIGN FEE)

Department/Agency: DEPARTMENT OF PUBLIC WORKS  
 Division/Program: CAPITAL IMPROVEMENT PROJECTS / BUILDING PERMITS & INSPECTION  
 AS400 Account No.: [REDACTED]  
 GFMS Account No.: [REDACTED] (Continuing Appropriations)

		As of March 31, 2026									
		FY 2026 Appropriations									
Object Class	Appropriation Classification	A	B	C	D	E	F	G	H	I	J
		FY 2026 Appropriations	FY2025 Authorized Lapse Carried Over/ Continued into FY2026	Governor's Transfer +/-	Total Spending Authorized (A + B + C)	Y-T-D Allotment	Expenditures <sup>1</sup>	Encumbrances <sup>1</sup>	Total Expenditures/ Encumbrances (F + G)	Projected Expenditures	Available Projected Balance (D - H - I)
<b>PERSONNEL SERVICES</b>											
111	Regular Salaries / Increments:	-	(26,180)	-	(26,180)	(26,180)	-	-	-	-	(26,180)
112	Overtime / Special Pay:	-	-	-	-	-	-	-	-	-	-
113	Benefits:	-	(16,770)	-	(16,770)	(16,770)	-	-	-	-	(16,770)
<b>TOTAL PERSONNEL SERVICES:</b>		<b>\$ -</b>	<b>\$ (42,950)</b>	<b>\$ -</b>	<b>\$ (42,950)</b>	<b>\$ (42,950)</b>	<b>\$ -</b>	<b>\$ -</b>	<b>\$ -</b>	<b>\$ -</b>	<b>\$ (42,950)</b>
<b>OPERATIONS</b>											
220	Travel - Off-Island / Local Mileage Reimbursements:	-	-	-	-	-	-	-	-	-	-
230	Contractual Services:	-	14,132	-	14,132	14,132	-	-	-	14,132	-
233	Office Space Rental:	-	-	-	-	-	-	-	-	-	-
240	Supplies & Materials:	-	(1,551)	-	(1,551)	(1,551)	-	-	-	-	(1,551)
250	Equipment:	-	-	-	-	-	-	-	-	-	-
270	Workers' Compensation Benefits:	-	-	-	-	-	-	-	-	-	-
271	Drug Testing Charges:	-	720	-	720	720	-	-	-	720	-
280	Sub-Recipient / Subgrant:	-	-	-	-	-	-	-	-	-	-
290	Miscellaneous:	-	-	-	-	-	-	-	-	-	-
<b>TOTAL OPERATIONS:</b>		<b>\$ -</b>	<b>\$ 13,301</b>	<b>\$ -</b>	<b>\$ 13,301</b>	<b>\$ 13,301</b>	<b>\$ -</b>	<b>\$ -</b>	<b>\$ -</b>	<b>\$ 14,852</b>	<b>\$ (1,551)</b>
<b>UTILITIES</b>											
361	Power:	-	10,689	-	10,689	10,689	-	-	-	10,689	-
362	Water / Sewer:	-	-	-	-	-	-	-	-	-	-
363	Telephone / Toll:	-	-	-	-	-	-	-	-	-	-
<b>TOTAL UTILITIES:</b>		<b>\$ -</b>	<b>\$ 10,689</b>	<b>\$ -</b>	<b>\$ 10,689</b>	<b>\$ 10,689</b>	<b>\$ -</b>	<b>\$ -</b>	<b>\$ -</b>	<b>\$ 10,689</b>	<b>\$ -</b>
450	<b>CAPITAL OUTLAY</b>	-	-	-	-	-	-	-	-	-	-
701	<b>INDIRECT COST</b>	-	-	-	-	-	-	-	-	-	-
<b>GRAND TOTAL:</b>		<b>\$ -</b>	<b>\$ (18,960)</b>	<b>\$ -</b>	<b>\$ (18,960)</b>	<b>\$ (18,960)</b>	<b>\$ -</b>	<b>\$ -</b>	<b>\$ -</b>	<b>\$ 25,540</b>	<b>\$ (44,501)</b>

As of March 31, 2026				
FULL TIME EQUIVALENCIES (FTE's)	Unclassified	Classified	Contract	Other (LTA)
Filled / Warm Bodies	0	0	0	0
Vacant (Funded)	0	0	0	0
<b>TOTAL FTE's</b>	<b>0</b>	<b>0</b>	<b>0</b>	<b>0</b>

<sup>1</sup> a) Indicate on a separate sheet each amount expended for: 1) prior year obligation(s); 2) emergency authorization(s); and 3) promised compensation/acting or detail pay.  
 b) Information from FIRMI/400 was used to determine the amounts reflected.

OFB/Departmental Funding/Expenditure Fact Sheet  
(DPW BUILDING AND DESIGN FEE)

Department/Agency: DEPARTMENT OF PUBLIC WORKS  
 Division/Program: CAPITAL IMPROVEMENT PROJECTS / BUILDING PERMITS & INSPECTION  
 AS400 Account No.: [REDACTED] (Continuing Appropriations)  
 GFMS Account No.: [REDACTED]

		As of March 31, 2026									
		FY 2026 Appropriations									
Object Class	Appropriation Classification	A	B	C	D	E	F	G	H	I	J
		FY 2026 Appropriations	FY2025 Authorized Lapse Carried Over/ Continued into FY2026	Governor's Transfer +/-	Total Spending Authorized (A + B + C)	V-T-D Allotment	Expenditures <sup>1</sup>	Encumbrances <sup>1</sup>	Total Expenditures/ Encumbrances (F + G)	Projected Expenditures	Availabe Projected Balance (D - H - I)
<b>PERSONNEL SERVICES</b>											
111	Regular Salaries / Increments:	-	1,049,590	-	1,049,590	1,049,590	158,695	-	158,695	890,895	-
112	Overtime / Special Pay	-	-	-	-	-	-	-	-	-	-
113	Benefits:	-	569,630	-	569,630	569,630	77,093	-	77,093	492,538	-
	<b>TOTAL PERSONNEL SERVICES:</b>	<b>\$ -</b>	<b>\$ 1,619,220</b>	<b>\$ -</b>	<b>\$ 1,619,220</b>	<b>\$ 1,619,220</b>	<b>\$ 235,787</b>	<b>\$ -</b>	<b>\$ 235,787</b>	<b>\$ 1,383,433</b>	<b>\$ -</b>
<b>OPERATIONS</b>											
220	Travel - Off-Island / Local Mileage Reimbursements	-	-	-	-	-	-	-	-	-	-
230	Contractual Services:	-	267,307	-	267,307	267,307	-	28,830	28,830	238,477	-
233	Office Space Rental:	-	-	-	-	-	-	-	-	-	-
240	Supplies & Materials:	-	39,800	-	39,800	39,800	-	-	-	39,800	-
250	Equipment:	-	22,985	-	22,985	22,985	-	-	-	22,985	-
270	Workers' Compensation Benefits	-	-	-	-	-	-	-	-	-	-
271	Drug Testing Charges:	-	1,040	-	1,040	1,040	-	-	-	1,040	-
280	Sub-Recipient / Subgrant	-	-	-	-	-	-	-	-	-	-
290	Miscellaneous:	-	-	-	-	-	-	-	-	-	-
	<b>TOTAL OPERATIONS:</b>	<b>\$ -</b>	<b>\$ 331,132</b>	<b>\$ -</b>	<b>\$ 331,132</b>	<b>\$ 331,132</b>	<b>\$ -</b>	<b>\$ 28,830</b>	<b>\$ 28,830</b>	<b>\$ 302,302</b>	<b>\$ -</b>
<b>UTILITIES</b>											
361	Power:	-	30,712	-	30,712	30,712	-	-	-	30,712	-
362	Water / Sewer:	-	-	-	-	-	-	-	-	-	-
363	Telephone / Toll:	-	23,033	-	23,033	23,033	-	-	-	23,033	-
	<b>TOTAL UTILITIES:</b>	<b>\$ -</b>	<b>\$ 53,745</b>	<b>\$ -</b>	<b>\$ 53,745</b>	<b>\$ 53,745</b>	<b>\$ -</b>	<b>\$ -</b>	<b>\$ -</b>	<b>\$ 53,745</b>	<b>\$ -</b>
450	<b>CAPITAL OUTLAY</b>	-	210,000	-	210,000	210,000	-	-	-	210,000	-
701	<b>INDIRECT COST</b>	-	-	-	-	-	-	-	-	-	-
	<b>GRAND TOTAL:</b>	<b>\$ -</b>	<b>\$ 2,214,098</b>	<b>\$ -</b>	<b>\$ 2,214,098</b>	<b>\$ 2,214,098</b>	<b>\$ 235,787</b>	<b>\$ 28,830</b>	<b>\$ 264,617</b>	<b>\$ 1,949,480</b>	<b>\$ -</b>

As of March 31, 2026				
FULL TIME EQUIVALENCIES (FTE's)	Unclassified	Classified	Contract	Other (LTA)
Filled / Warm Bodies	0	0	0	0
Vacant (Funded)	0	0	0	0
<b>TOTAL FTE's</b>	<b>0</b>	<b>0</b>	<b>0</b>	<b>0</b>

<sup>1</sup> a) Indicate on a separate sheet each amount expended for: 1) prior year obligation(s); 2) emergency authorization(s); and 3) promised compensation/acting or detail pay.  
 b) Information from FIRM/400 was used to determine the amounts reflected.

**OFB/Departmental Funding/Expenditure Fact Sheet  
(DPW BUILDING AND DESIGN FEE)**

Department/Agency: DEPARTMENT OF PUBLIC WORKS  
 Division/Program: CAPITAL IMPROVEMENT PROJECTS / BUILDING PERMITS & INSPECTION  
 AS400 Account No.: [REDACTED]  
 GFMS Account No.: [REDACTED] (Continuing Appropriations)

		As of March 31, 2026									
		FY 2026 Appropriations									
Object Class	Appropriation Classification	A	B	C	D	E	F	G	H	I	J
		FY 2026 Appropriations	FY2025 Authorized Lapse Carried Over/ Continued into FY2026	Governor's Transfer	Total Spending Authorized (A + B + C)	Y-T-D Allotment	Expenditures <sup>1</sup>	Encumbrances <sup>1</sup>	Total Expenditures/ Encumbrances (F + G)	Projected Expenditures	Available Projected Balance (J - H - I)
<b>PERSONNEL SERVICES</b>											
111	Regular Salaries / Increments:	-	542,000	-	542,000	542,000	-	-	-	542,000	-
112	Overtime / Special Pay:	-	-	-	-	-	-	-	-	-	-
113	Benefits	-	231,000	-	231,000	231,000	-	-	-	231,000	-
<b>TOTAL PERSONNEL SERVICES:</b>		<b>\$ -</b>	<b>\$ 773,000</b>	<b>\$ -</b>	<b>\$ 773,000</b>	<b>\$ 773,000</b>	<b>\$ -</b>	<b>\$ -</b>	<b>\$ -</b>	<b>\$ 773,000</b>	<b>\$ -</b>
<b>OPERATIONS</b>											
220	Travel - Off-Island / Local Mileage Reimbursements	-	-	-	-	-	-	-	-	-	-
230	Contractual Services	-	451,200	-	451,200	451,200	-	354,539	354,539	96,661	-
233	Office Space Rental	-	-	-	-	-	-	-	-	-	-
240	Supplies & Materials	-	17,000	-	17,000	17,000	-	0	0	17,000	-
250	Equipment	-	332,000	-	332,000	332,000	-	-	-	332,000	-
270	Workers' Compensation Benefits	-	-	-	-	-	-	-	-	-	-
271	Drug Testing Charges	-	-	-	-	-	-	-	-	-	-
280	Sub-Recipient / Subgrant	-	-	-	-	-	-	-	-	-	-
290	Miscellaneous	-	-	-	-	-	-	-	-	-	-
<b>TOTAL OPERATIONS:</b>		<b>\$ -</b>	<b>\$ 800,200</b>	<b>\$ -</b>	<b>\$ 800,200</b>	<b>\$ 800,200</b>	<b>\$ -</b>	<b>\$ 354,539</b>	<b>\$ 354,539</b>	<b>\$ 445,661</b>	<b>\$ -</b>
<b>UTILITIES</b>											
361	Power	-	14,629	-	14,629	14,629	-	-	-	14,629	-
362	Water / Sewer:	-	-	-	-	-	-	-	-	-	-
363	Telephone / Toll	-	4,546	-	4,546	4,546	-	-	-	4,546	-
<b>TOTAL UTILITIES:</b>		<b>\$ -</b>	<b>\$ 19,175</b>	<b>\$ -</b>	<b>\$ 19,175</b>	<b>\$ 19,175</b>	<b>\$ -</b>	<b>\$ -</b>	<b>\$ -</b>	<b>\$ 19,175</b>	<b>\$ -</b>
450	<b>CAPITAL OUTLAY</b>	-	350,000	-	350,000	350,000	-	136,400	136,400	213,600	-
701	<b>INDIRECT COST</b>	-	-	-	-	-	-	-	-	-	-
<b>GRAND TOTAL:</b>		<b>\$ -</b>	<b>\$ 1,942,375</b>	<b>\$ -</b>	<b>\$ 1,942,375</b>	<b>\$ 1,942,375</b>	<b>\$ -</b>	<b>\$ 490,939</b>	<b>\$ 490,939</b>	<b>\$ 1,451,436</b>	<b>\$ -</b>

As of March 31, 2026				
FULL TIME EQUIVALENCIES (FTE's)	Unclassified	Classified	Contract	Other (LTA)
Filled / Warm Bodies	0	0	0	0
Vacant (Funded)	0	0	0	0
<b>TOTAL FTE's</b>	<b>0</b>	<b>0</b>	<b>0</b>	<b>0</b>

<sup>1/</sup> a) Indicate on a separate sheet each amount expended for: 1) prior year obligation(s); 2) emergency authorizations(s); and 3) promised compensation/acting or detail pay.  
 b) Information from FIRM/400 was used to determine the amounts reflected.

OFB/Departmental Funding/Expenditure Fact Sheet  
(DPW BUILDING AND DESIGN FEE)

Department/Agency: DEPARTMENT OF PUBLIC WORKS  
 Division/Program: CAPITAL IMPROVEMENT PROJECTS / BUILDING PERMITS & INSPECTION  
 AS400 Account No.: [REDACTED] (Continuing Appropriations)  
 GFMS Account No. [REDACTED]

		As of March 31, 2026									
		FY 2026 Appropriations									
Object Class	Appropriation Classification	A	B	C	D	E	F	G	H	I	J
		FY 2026 Appropriations	FY2025 Authorized Lapse Carried Over/ Continued into FY2026	Governor's Transfer +/-	Total Spending Authorized (A + B + C)	Y-T-D Allotment	Expenditures <sup>1</sup>	Encumbrances <sup>1</sup>	Total Expenditures/ Encumbrances (F + G)	Projected Expenditures	Available Projected Balance (J - H - I)
<b>PERSONNEL SERVICES</b>											
111	Regular Salaries / Increments	1,595,024	-	-	1,595,024	284,065	-	-	-	1,595,024	-
112	Overtime / Special Pay	-	-	-	-	-	-	-	-	-	-
113	Benefits	872,586	-	-	872,586	219,714	-	-	-	872,586	-
<b>TOTAL PERSONNEL SERVICES:</b>		<b>\$ 2,467,610</b>	<b>\$ -</b>	<b>\$ -</b>	<b>\$ 2,467,610</b>	<b>\$ 503,779</b>	<b>\$ -</b>	<b>\$ -</b>	<b>\$ -</b>	<b>\$ 2,467,610</b>	<b>\$ -</b>
<b>OPERATIONS</b>											
220	Travel - Off-Island / Local Mileage Reimbursements	-	-	-	-	-	-	-	-	-	-
230	Contractual Services	82,380	-	-	82,380	82,380	-	16,144	16,144	66,236	-
233	Office Space Rental	-	-	-	-	-	-	-	-	-	-
240	Supplies & Materials	39,800	-	-	39,800	39,800	-	-	-	39,800	-
250	Equipment	35,400	-	-	35,400	35,400	-	-	-	35,400	-
270	Workers' Compensation Benefits	-	-	-	-	-	-	-	-	-	-
271	Drug Testing Charges	560	-	-	560	560	-	-	-	560	-
280	Sub-Recipient / Subgrant	-	-	-	-	-	-	-	-	-	-
290	Miscellaneous	-	-	-	-	-	-	-	-	-	-
<b>TOTAL OPERATIONS:</b>		<b>\$ 158,140</b>	<b>\$ -</b>	<b>\$ -</b>	<b>\$ 158,140</b>	<b>\$ 158,140</b>	<b>\$ -</b>	<b>\$ 16,144</b>	<b>\$ 16,144</b>	<b>\$ 141,996</b>	<b>\$ -</b>
<b>UTILITIES</b>											
361	Power	25,000	-	-	25,000	25,000	-	-	-	25,000	-
362	Water / Sewer	-	-	-	-	-	-	-	-	-	-
363	Telephone / Toll	6,000	-	-	6,000	6,000	793	-	793	5,207	-
<b>TOTAL UTILITIES:</b>		<b>\$ 31,000</b>	<b>\$ -</b>	<b>\$ -</b>	<b>\$ 31,000</b>	<b>\$ 31,000</b>	<b>\$ 793</b>	<b>\$ -</b>	<b>\$ 793</b>	<b>\$ 30,207</b>	<b>\$ -</b>
450	<b>CAPITAL OUTLAY</b>	<b>300,000</b>	<b>-</b>	<b>-</b>	<b>300,000</b>	<b>300,000</b>	<b>-</b>	<b>-</b>	<b>-</b>	<b>300,000</b>	<b>-</b>
701	<b>INDIRECT COST</b>	<b>-</b>	<b>-</b>	<b>-</b>	<b>-</b>	<b>-</b>	<b>-</b>	<b>-</b>	<b>-</b>	<b>-</b>	<b>-</b>
<b>GRAND TOTAL:</b>		<b>\$ 2,956,750</b>	<b>\$ -</b>	<b>\$ -</b>	<b>\$ 2,956,750</b>	<b>\$ 992,919</b>	<b>\$ 793</b>	<b>\$ 16,144</b>	<b>\$ 16,937</b>	<b>\$ 2,939,813</b>	<b>\$ -</b>

As of March 31, 2026				
FULL TIME EQUIVALENCIES (FTE's)	Unclassified	Classified	Contract	Other (LTA)
Filled / Warm Bodies	0	0	0	0
Vacant (Funded)	0	0	0	0
<b>TOTAL FTE's</b>	<b>0</b>	<b>0</b>	<b>0</b>	<b>0</b>

<sup>1</sup> a) Indicate on a separate sheet each amount expended for: 1) prior year obligation(s); 2) emergency authorizations(s); and 3) promised compensatin/acting or detail pay.  
 b) Information from FIRM/400 was used to determine the amounts reflected.

**OFB/Departmental Funding/Expenditure Fact Sheet  
(DPW BDF - 25% BLDG PERMIT FEE)  
SUMMARY**

Department/Agency: **DEPARTMENT OF PUBLIC WORKS**  
 Division/Program: **Capital Improvement Projects / Building Permits & Inspection**  
 AS400 Account No.: XXXXXXXXXX  
 GFMS Account No. XXXXXXXXXX (Continuing Appropriations)

		As of March 31, 2026									
		FY 2026 Appropriations									
Object Class	Appropriation Classification	A	B	C	D	E	F	G	H	I	J
		FY 2026 Appropriations	FY2025 Authorized Lapse Carried Over/ Continued into FY2026	Governor's Transfer +/-	Total Spending Authorized (A + B + C)	Y-T-D Allotment	Expenditures <sup>1</sup>	Encumbrances <sup>1</sup>	Total Expenditures/ Encumbrances (F + G)	Projected Expenditures	Available Projected Balance (D - H - I)
<b>PERSONNEL SERVICES</b>											
111	Regular Salaries / Increments	-	4,146,706	-	4,146,706	4,146,706	-	-	-	4,157,692	(10,986)
112	Overtime / Special Pay	-	-	-	-	-	-	-	-	-	-
113	Benefits:	-	1,523,628	-	1,523,628	1,523,628	-	-	-	1,527,962	(4,334)
<b>TOTAL PERSONNEL SERVICES:</b>		<b>\$ -</b>	<b>\$ 5,670,334</b>	<b>\$ -</b>	<b>\$ 5,670,334</b>	<b>\$ 5,670,334</b>	<b>\$ -</b>	<b>\$ -</b>	<b>\$ -</b>	<b>\$ 5,685,654</b>	<b>\$ (15,320)</b>
<b>OPERATIONS</b>											
220	Travel - Off-Island / Local Mileage Reimbursements:	-	47,163	-	47,163	47,163	-	-	-	47,163	-
230	Contractual Services	-	1,953,602	-	1,953,602	1,953,602	-	-	-	1,953,602	-
233	Office Space Rental:	-	-	-	-	-	-	-	-	-	-
240	Supplies & Materials:	-	769,865	-	769,865	769,865	-	-	-	769,865	-
250	Equipment:	-	362,663	-	362,663	362,663	-	-	-	362,663	-
270	Workers' Compensation Benefits	-	-	-	-	-	-	-	-	-	-
271	Drug Testing Charges:	-	620	-	620	620	-	-	-	620	-
280	Sub-Recipient / Subgrant:	-	-	-	-	-	-	-	-	-	-
290	Miscellaneous	-	-	-	-	-	-	-	-	-	-
<b>TOTAL OPERATIONS:</b>		<b>\$ -</b>	<b>\$ 3,133,914</b>	<b>\$ -</b>	<b>\$ 3,133,914</b>	<b>\$ 3,133,914</b>	<b>\$ -</b>	<b>\$ -</b>	<b>\$ -</b>	<b>\$ 3,133,914</b>	<b>\$ -</b>
<b>UTILITIES</b>											
361	Power:	-	-	-	-	-	-	-	-	-	-
362	Water / Sewer:	-	-	-	-	-	-	-	-	-	-
363	Telephone / Toll:	-	89,319	-	89,319	89,319	-	-	-	89,319	-
<b>TOTAL UTILITIES:</b>		<b>\$ -</b>	<b>\$ 89,319</b>	<b>\$ -</b>	<b>\$ 89,319</b>	<b>\$ 89,319</b>	<b>\$ -</b>	<b>\$ -</b>	<b>\$ -</b>	<b>\$ 89,319</b>	<b>\$ -</b>
450	<b>CAPITAL OUTLAY</b>	-	238,860	-	238,860	238,860	-	-	-	238,860	-
701	<b>INDIRECT COST</b>	-	-	-	-	-	-	-	-	-	-
<b>GRAND TOTAL:</b>		<b>\$ -</b>	<b>\$ 9,132,426</b>	<b>\$ -</b>	<b>\$ 9,132,426</b>	<b>\$ 9,132,426</b>	<b>\$ -</b>	<b>\$ -</b>	<b>\$ -</b>	<b>\$ 9,147,746</b>	<b>\$ (15,320)</b>

As of March 31, 2026				
FULL TIME EQUIVALENCIES (FTE's)	Unclassified	Classified	Contract	Other (LTA)
Filled / Warm Bodies	0	0	0	0
Vacant (Funded)	0	0	0	0
<b>TOTAL FTE's</b>	<b>0</b>	<b>0</b>	<b>0</b>	<b>0</b>

<sup>1</sup> a) Indicate on a separate sheet each amount expended for: 1) prior year obligation(s); 2) emergency authorizations(s); and 3) promised compensation or detail pay.  
 b) Information from AS400 and GFMS was used to determine the amounts reflected.  
 c) Info from CIP Division's Account Spreadsheet were used to determine the amounts reflected.

OFB/Departmental Funding/Expenditure Fact Sheet  
(DPW BDF - 25% BLDG PERMIT FEE)

Department/Agency: DEPARTMENT OF PUBLIC WORKS  
 Division/Program: CAPITAL IMPROVEMENT PROJECTS / BUILDING PERMITS & INSPECTION  
 AS400 Account No.: [REDACTED] (Continuing Appropriations)  
 GFMS Account No. [REDACTED]

		As of March 31, 2026									
		FY 2026 Appropriations									
Object Class	Appropriation Classification	A	B	C	D	E	F	G	H	I	J
		FY 2026 Appropriations	FY2025 Authorized Lapse Carried Over/Continued into FY2026	Governor's Transfer +/-	Total Spending Authorized (A + B + C)	Y-T-D Allotment	Expenditures <sup>1</sup>	Encumbrances <sup>1</sup>	Total Expenditures/Encumbrances (F + G)	Projected Expenditures	Available Projected Balance (D - H - I)
<b>PERSONNEL SERVICES</b>											
111	Regular Salaries / Increments	-	(10,986)	-	(10,986)	(10,986)	-	-	-	-	(10,986)
112	Overtime / Special Pay	-	-	-	-	-	-	-	-	-	-
113	Benefits	-	(4,334)	-	(4,334)	(4,334)	-	-	-	-	(4,334)
<b>TOTAL PERSONNEL SERVICES:</b>		<b>\$ -</b>	<b>\$ (15,320)</b>	<b>\$ -</b>	<b>\$ (15,320)</b>	<b>\$ (15,320)</b>	<b>\$ -</b>	<b>\$ -</b>	<b>\$ -</b>	<b>\$ -</b>	<b>\$ (15,320)</b>
<b>OPERATIONS</b>											
220	Travel - Off-Island / Local Mileage Reimbursements	-	-	-	-	-	-	-	-	-	-
230	Contractual Services	-	-	-	-	-	-	-	-	-	-
233	Office Space Rental	-	-	-	-	-	-	-	-	-	-
240	Supplies & Materials	-	-	-	-	-	-	-	-	-	-
250	Equipment	-	-	-	-	-	-	-	-	-	-
270	Workers' Compensation Benefits	-	-	-	-	-	-	-	-	-	-
271	Drug Testing Charges	-	-	-	-	-	-	-	-	-	-
280	Sub-Recipient / Subgrant	-	-	-	-	-	-	-	-	-	-
290	Miscellaneous	-	-	-	-	-	-	-	-	-	-
<b>TOTAL OPERATIONS:</b>		<b>\$ -</b>	<b>\$ -</b>	<b>\$ -</b>	<b>\$ -</b>	<b>\$ -</b>	<b>\$ -</b>	<b>\$ -</b>	<b>\$ -</b>	<b>\$ -</b>	<b>\$ -</b>
<b>UTILITIES</b>											
361	Power	-	-	-	-	-	-	-	-	-	-
362	Water / Sewer	-	-	-	-	-	-	-	-	-	-
363	Telephone / Toll	-	-	-	-	-	-	-	-	-	-
<b>TOTAL UTILITIES:</b>		<b>\$ -</b>	<b>\$ -</b>	<b>\$ -</b>	<b>\$ -</b>	<b>\$ -</b>	<b>\$ -</b>	<b>\$ -</b>	<b>\$ -</b>	<b>\$ -</b>	<b>\$ -</b>
450	<b>CAPITAL OUTLAY</b>	-	-	-	-	-	-	-	-	-	-
701	<b>INDIRECT COST</b>	-	-	-	-	-	-	-	-	-	-
<b>GRAND TOTAL:</b>		<b>\$ -</b>	<b>\$ (15,320)</b>	<b>\$ -</b>	<b>\$ (15,320)</b>	<b>\$ (15,320)</b>	<b>\$ -</b>	<b>\$ -</b>	<b>\$ -</b>	<b>\$ -</b>	<b>\$ (15,320)</b>

As of March 31, 2026				
FULL TIME EQUIVALENCIES (FTE's)	Unclassified	Classified	Contract	Other (LTA)
Filled / Warm Bodies	0	0	0	0
Vacant (Funded)	0	0	0	0
<b>TOTAL FTE's</b>	<b>0</b>	<b>0</b>	<b>0</b>	<b>0</b>

<sup>1</sup> a) Indicate on a separate sheet each amount expended for: 1) prior year obligation(s); 2) emergency authorization(s); and 3) promised compensation/acting or detail pay.  
 b) Information from FIRM400 was used to determine the amounts reflected.

OFB/Departmental Funding/Expenditure Fact Sheet  
(DPW BDF - 25% BLDG PERMIT FEE)

Department/Agency: DEPARTMENT OF PUBLIC WORKS  
Division/Program: CAPITAL IMPROVEMENT PROJECTS / BUILDING PERMITS & INSPECTION  
AS400 Account No.: [REDACTED] (Continuing Appropriations)  
GFMS Account No. [REDACTED]

		As of March 31, 2026									
		FY 2026 Appropriations									
Object Class	Appropriation Classification	A	B	C	D	E	F	G	H	I	J
		FY 2026 Appropriations	FY2025 Authorized Lapse Carried Over/ Continued into FY2026	Governor's Transfer +/-	Total Spending Authorized (A + B + C)	Y-T-D Allotment	Expenditures <sup>1</sup>	Encumbrances <sup>1</sup>	Total Expenditures/ Encumbrances (F + G)	Projected Expenditures	Available Projected Balance (J - H - I)
<b>PERSONNEL SERVICES</b>											
111	Regular Salaries / Increments	-	42,435	-	42,435	42,435	-	-	-	42,435	-
112	Overtime / Special Pay	-	-	-	-	-	-	-	-	-	-
113	Benefits	-	21,512	-	21,512	21,512	-	-	-	21,512	-
<b>TOTAL PERSONNEL SERVICES:</b>		<b>\$ -</b>	<b>\$ 63,947</b>	<b>\$ -</b>	<b>\$ 63,947</b>	<b>\$ 63,947</b>	<b>\$ -</b>	<b>\$ -</b>	<b>\$ -</b>	<b>\$ 63,947</b>	<b>\$ -</b>
<b>OPERATIONS</b>											
220	Travel - Off-Island / Local Mileage Reimbursements	-	6,482	-	6,482	6,482	-	-	-	6,482	-
230	Contractual Services	-	20,000	-	20,000	20,000	-	-	-	20,000	-
233	Office Space Rental	-	-	-	-	-	-	-	-	-	-
240	Supplies & Materials	-	18,372	-	18,372	18,372	-	-	-	18,372	-
250	Equipment	-	41,332	-	41,332	41,332	-	-	-	41,332	-
270	Workers' Compensation Benefits	-	-	-	-	-	-	-	-	-	-
271	Drug Testing Charges	-	-	-	-	-	-	-	-	-	-
280	Sub-Recipient / Subgrant	-	-	-	-	-	-	-	-	-	-
290	Miscellaneous	-	-	-	-	-	-	-	-	-	-
<b>TOTAL OPERATIONS:</b>		<b>\$ -</b>	<b>\$ 86,186</b>	<b>\$ -</b>	<b>\$ 86,186</b>	<b>\$ 86,186</b>	<b>\$ -</b>	<b>\$ -</b>	<b>\$ -</b>	<b>\$ 86,186</b>	<b>\$ -</b>
<b>UTILITIES</b>											
361	Power	-	-	-	-	-	-	-	-	-	-
362	Water / Sewer	-	-	-	-	-	-	-	-	-	-
363	Telephone / Toll	-	12,924	-	12,924	12,924	-	-	-	12,924	-
<b>TOTAL UTILITIES:</b>		<b>\$ -</b>	<b>\$ 12,924</b>	<b>\$ -</b>	<b>\$ 12,924</b>	<b>\$ 12,924</b>	<b>\$ -</b>	<b>\$ -</b>	<b>\$ -</b>	<b>\$ 12,924</b>	<b>\$ -</b>
450	<b>CAPITAL OUTLAY</b>	-	11,010	-	11,010	11,010	-	-	-	11,010	-
701	<b>INDIRECT COST</b>	-	-	-	-	-	-	-	-	-	-
<b>GRAND TOTAL:</b>		<b>\$ -</b>	<b>\$ 174,066</b>	<b>\$ -</b>	<b>\$ 174,066</b>	<b>\$ 174,066</b>	<b>\$ -</b>	<b>\$ -</b>	<b>\$ -</b>	<b>\$ 174,066</b>	<b>\$ -</b>

As of March 31, 2026				
FULL TIME EQUIVALENCIES (FTE's)	Unclassified	Classified	Contract	Other (LTA)
Filled / Warm Bodies	0	0	0	0
Vacant (Funded)	0	0	0	0
<b>TOTAL FTE's</b>	<b>0</b>	<b>0</b>	<b>0</b>	<b>0</b>

<sup>1</sup> a) Indicate on a separate sheet each amount expended for: 1) prior year obligation(s); 2) emergency authorization(s); and 3) promised compensation or detail pay.  
b) Information from FIRM/400 was used to determine the amounts reflected.

OFB/Departmental Funding/Expenditure Fact Sheet  
(DPW BDF - 25% BLDG PERMIT FEE)

Department/Agency: DEPARTMENT OF PUBLIC WORKS  
 Division/Program: CAPITAL IMPROVEMENT PROJECTS / BUILDING PERMITS & INSPECTION  
 AS400 Account No: [REDACTED] (Continuing Appropriations)  
 GFMS Account No. [REDACTED]

		As of March 31, 2026									
		FY 2026 Appropriations									
Object Class	Appropriation Classification	A	B	C	D	E	F	G	H	I	J
		FY 2026 Appropriations	FY2025 Authorized Lapse Carried Over/ Continued into FY2026	Governor's Transfer +/-	Total Spending Authorized (A + B + C)	Y-T-D Allotment	Expenditures <sup>1</sup>	Encumbrances <sup>1</sup>	Total Expenditures/ Encumbrances (F + G)	Projected Expenditures	Available Projected Balance (J - H - I)
<b>PERSONNEL SERVICES</b>											
111	Regular Salaries / Increments	-	50,747	-	50,747	50,747	-	-	-	50,747	-
112	Overtime / Special Pay	-	-	-	-	-	-	-	-	-	-
113	Benefits	-	12,933	-	12,933	12,933	-	-	-	12,933	-
<b>TOTAL PERSONNEL SERVICES:</b>		<b>\$ -</b>	<b>\$ 63,680</b>	<b>\$ -</b>	<b>\$ 63,680</b>	<b>\$ 63,680</b>	<b>\$ -</b>	<b>\$ -</b>	<b>\$ -</b>	<b>\$ 63,680</b>	<b>\$ -</b>
<b>OPERATIONS</b>											
220	Travel - Off-Island / Local Mileage Reimbursements	-	-	-	-	-	-	-	-	-	-
230	Contractual Services:	-	-	-	-	-	-	-	-	-	-
233	Office Space Rental:	-	-	-	-	-	-	-	-	-	-
240	Supplies & Materials:	-	52,801	-	52,801	52,801	-	-	-	52,801	-
250	Equipment:	-	50,000	-	50,000	50,000	-	-	-	50,000	-
270	Workers' Compensation Benefits	-	-	-	-	-	-	-	-	-	-
271	Drug Testing Charges:	-	-	-	-	-	-	-	-	-	-
280	Sub-Recipient / Subgrant:	-	-	-	-	-	-	-	-	-	-
290	Miscellaneous:	-	-	-	-	-	-	-	-	-	-
<b>TOTAL OPERATIONS:</b>		<b>\$ -</b>	<b>\$ 102,801</b>	<b>\$ -</b>	<b>\$ 102,801</b>	<b>\$ 102,801</b>	<b>\$ -</b>	<b>\$ -</b>	<b>\$ -</b>	<b>\$ 102,801</b>	<b>\$ -</b>
<b>UTILITIES</b>											
361	Power:	-	-	-	-	-	-	-	-	-	-
362	Water / Sewer:	-	-	-	-	-	-	-	-	-	-
363	Telephone / Toll:	-	-	-	-	-	-	-	-	-	-
<b>TOTAL UTILITIES:</b>		<b>\$ -</b>	<b>\$ -</b>	<b>\$ -</b>	<b>\$ -</b>	<b>\$ -</b>	<b>\$ -</b>	<b>\$ -</b>	<b>\$ -</b>	<b>\$ -</b>	<b>\$ -</b>
450	<b>CAPITAL OUTLAY</b>	-	-	-	-	-	-	-	-	-	-
701	<b>INDIRECT COST</b>	-	-	-	-	-	-	-	-	-	-
<b>GRAND TOTAL:</b>		<b>\$ -</b>	<b>\$ 166,481</b>	<b>\$ -</b>	<b>\$ 166,481</b>	<b>\$ 166,481</b>	<b>\$ -</b>	<b>\$ -</b>	<b>\$ -</b>	<b>\$ 166,481</b>	<b>\$ -</b>

As of March 31, 2026				
FULL TIME EQUIVALENCIES (FTE's)	Unclassified	Classified	Contract	Other (LTA)
Filled / Warm Bodies	0	0	0	0
Vacant (Funded)	0	0	0	0
<b>TOTAL FTE's</b>	<b>0</b>	<b>0</b>	<b>0</b>	<b>0</b>

<sup>1</sup> a) Indicate on a separate sheet each amount expended for: 1) prior year obligation(s); 2) emergency authorizations(s); and 3) promised compensation/acting or detail pay.  
 b) Information from FIRM/400 was used to determine the amounts reflected.

**OFB/Departmental Funding/Expenditure Fact Sheet  
(DPW BDF - 25% BLDG PERMIT FEE)**

Department/Agency: DEPARTMENT OF PUBLIC WORKS  
 Division/Program: CAPITAL IMPROVEMENT PROJECTS / BUILDING PERMITS & INSPECTION  
 AS400 Account No.: [REDACTED] (Continuing Appropriations)  
 GFMS Account No. [REDACTED]

		As of March 31, 2026									
		FY 2026 Appropriations									
Object Class	Appropriation Classification	A	B	C	D	E	F	G	H	I	J
		FY 2026 Appropriations	FY2025 Authorized Lapse Carried Over/Continued into FY2026	Governor's Transfer +/-	Total Spending Authorized (A + B + C)	Y-T-D Allotment	Expenditures <sup>1</sup>	Encumbrances <sup>1</sup>	Total Expenditures/Encumbrances (F + G)	Projected Expenditures	Available Projected Balance (J - H - I)
<b>PERSONNEL SERVICES</b>											
111	Regular Salaries / Increments:	-	500,000	-	500,000	500,000	-	-	-	500,000	-
112	Overtime / Special Pay	-	-	-	-	-	-	-	-	-	-
113	Benefits	-	240,000	-	240,000	240,000	-	-	-	240,000	-
<b>TOTAL PERSONNEL SERVICES:</b>		<b>\$ -</b>	<b>\$ 740,000</b>	<b>\$ -</b>	<b>\$ 740,000</b>	<b>\$ 740,000</b>	<b>\$ -</b>	<b>\$ -</b>	<b>\$ -</b>	<b>\$ 740,000</b>	<b>\$ -</b>
<b>OPERATIONS</b>											
220	Travel - Off-Island / Local Mileage Reimbursements:	-	17,100	-	17,100	17,100	-	-	-	17,100	-
230	Contractual Services:	-	28,000	-	28,000	28,000	-	-	-	28,000	-
233	Office Space Rental:	-	-	-	-	-	-	-	-	-	-
240	Supplies & Materials:	-	178,705	-	178,705	178,705	-	-	-	178,705	-
250	Equipment	-	40,000	-	40,000	40,000	-	-	-	40,000	-
270	Workers' Compensation Benefits	-	-	-	-	-	-	-	-	-	-
271	Drug Testing Charges:	-	135	-	135	135	-	-	-	135	-
280	Sub-Recipient / Subgrant	-	-	-	-	-	-	-	-	-	-
290	Miscellaneous:	-	-	-	-	-	-	-	-	-	-
<b>TOTAL OPERATIONS:</b>		<b>\$ -</b>	<b>\$ 263,940</b>	<b>\$ -</b>	<b>\$ 263,940</b>	<b>\$ 263,940</b>	<b>\$ -</b>	<b>\$ -</b>	<b>\$ -</b>	<b>\$ 263,940</b>	<b>\$ -</b>
<b>UTILITIES</b>											
361	Power:	-	-	-	-	-	-	-	-	-	-
362	Water / Sewer	-	-	-	-	-	-	-	-	-	-
363	Telephone / Toll	-	25,000	-	25,000	25,000	-	-	-	25,000	-
<b>TOTAL UTILITIES:</b>		<b>\$ -</b>	<b>\$ 25,000</b>	<b>\$ -</b>	<b>\$ 25,000</b>	<b>\$ 25,000</b>	<b>\$ -</b>	<b>\$ -</b>	<b>\$ -</b>	<b>\$ 25,000</b>	<b>\$ -</b>
450	<b>CAPITAL OUTLAY</b>	-	8,420	-	8,420	8,420	-	-	-	8,420	-
701	<b>INDIRECT COST</b>	-	-	-	-	-	-	-	-	-	-
<b>GRAND TOTAL:</b>		<b>\$ -</b>	<b>\$ 1,037,360</b>	<b>\$ -</b>	<b>\$ 1,037,360</b>	<b>\$ 1,037,360</b>	<b>\$ -</b>	<b>\$ -</b>	<b>\$ -</b>	<b>\$ 1,037,360</b>	<b>\$ -</b>

As of March 31, 2026				
FULL TIME EQUIVALENCIES (FTE's)	Unclassified	Classified	Contract	Other (LTA)
Filled / Warm Bodies	0	0	0	0
Vacant (Funded)	0	0	0	0
<b>TOTAL FTE's</b>	<b>0</b>	<b>0</b>	<b>0</b>	<b>0</b>

<sup>1</sup> a) Indicate on a separate sheet each amount expended for: 1) prior year obligation(s); 2) emergency authorizations(s); and 3) promised compensation/acting or detail pay.  
 b) Information from FIRM/400 was used to determine the amounts reflected.

OFB/Departmental Funding/Expenditure Fact Sheet  
(DPW BDF - 25% BLDG PERMIT FEE)

Department/Agency: DEPARTMENT OF PUBLIC WORKS  
 Division/Program: CAPITAL IMPROVEMENT PROJECTS / BUILDING PERMITS & INSPECTION  
 AS400 Account No.: [REDACTED]  
 GFMS Account No.: [REDACTED] (Continuing Appropriations)

		As of March 31, 2026									
		FY 2026 Appropriations									
Object Class	Appropriation Classification	A	B	C	D	E	F	G	H	I	J
		FY 2026 Appropriations	FY2025 Authorized Lapse Carried Over/ Continued into FY2026	Governor's Transfer %	Total Spending Authorized (A + B + C)	Y-T-D Allotment	Expenditures <sup>1)</sup>	Encumbrances <sup>1)</sup>	Total Expenditures/ Encumbrances (F + G)	Projected Expenditures	Available Projected Balance (D - H - I)
<b>PERSONNEL SERVICES</b>											
111	Regular Salaries / Increments		1,427,993	-	1,427,993	1,427,993	-	-	-	1,427,993	-
112	Overtime / Special Pay	-	-	-	-	-	-	-	-	-	-
113	Benefits		465,769	-	465,769	465,769	-	-	-	465,769	-
<b>TOTAL PERSONNEL SERVICES:</b>		\$ -	\$ 1,893,762	\$ -	\$ 1,893,762	\$ 1,893,762	\$ -	\$ -	\$ -	\$ 1,893,762	\$ -
<b>OPERATIONS</b>											
220	Travel - Off-Island / Local Mileage Reimbursements	-	-	-	-	-	-	-	-	-	-
230	Contractual Services		938,801	-	938,801	938,801	-	-	-	938,801	-
233	Office Space Rental		-	-	-	-	-	-	-	-	-
240	Supplies & Materials		89,965	-	89,965	89,965	-	-	-	89,965	-
250	Equipment		-	-	-	-	-	-	-	-	-
270	Workers' Compensation Benefits		-	-	-	-	-	-	-	-	-
271	Drug Testing Charges		135	-	135	135	-	-	-	135	-
280	Sub-Recipient / Subgrant	-	-	-	-	-	-	-	-	-	-
290	Miscellaneous	-	-	-	-	-	-	-	-	-	-
<b>TOTAL OPERATIONS:</b>		\$ -	\$ 1,028,901	\$ -	\$ 1,028,901	\$ 1,028,901	\$ -	\$ -	\$ -	\$ 1,028,901	\$ -
<b>UTILITIES</b>											
361	Power	-	-	-	-	-	-	-	-	-	-
362	Water / Sewer	-	-	-	-	-	-	-	-	-	-
363	Telephone / Toll		13,000	-	13,000	13,000	-	-	-	13,000	-
<b>TOTAL UTILITIES:</b>		\$ -	\$ 13,000	\$ -	\$ 13,000	\$ 13,000	\$ -	\$ -	\$ -	\$ 13,000	\$ -
450	<b>CAPITAL OUTLAY</b>		100,000	-	100,000	100,000	-	-	-	100,000	-
701	<b>INDIRECT COST</b>	-	-	-	-	-	-	-	-	-	-
<b>GRAND TOTAL:</b>		\$ -	\$ 3,035,663	\$ -	\$ 3,035,663	\$ 3,035,663	\$ -	\$ -	\$ -	\$ 3,035,663	\$ -

As of March 31, 2026				
FULL TIME EQUIVALENCIES (FTE's)	Unclassified	Classified	Contract	Other (LTA)
Filled / Warm Bodies	0	0	0	0
Vacant (Funded)	0	0	0	0
<b>TOTAL FTE's</b>	<b>0</b>	<b>0</b>	<b>0</b>	<b>0</b>

<sup>1)</sup> a) Indicate on a separate sheet each amount expended for: 1) prior year obligation(s); 2) emergency authorization(s); and 3) promised compensation/acting or detail pay.  
 b) Information from FIRM/400 was used to determine the amounts reflected.

**OFB/Departmental Funding/Expenditure Fact Sheet  
(DPW BDF - 25% BLDG PERMIT FEE)**

Department/Agency: DEPARTMENT OF PUBLIC WORKS  
 Division/Program: CAPITAL IMPROVEMENT PROJECTS / BUILDING PERMITS & INSPECTION  
 AS400 Account No.: [REDACTED] (Continuing Appropriations)  
 GFMS Account No. [REDACTED]

		As of March 31, 2026									
		FY 2026 Appropriations									
Object Class	Appropriation Classification	A	B	C	D	E	F	G	H	I	J
		FY 2026 Appropriations	FY2025 Authorized Lapse Carried Over/ Continued into FY2026	Governor's Transfer +/-	Total Spending Authorized (A + B + C)	Y-T-D Allotment	Expenditures <sup>1</sup>	Encumbrances <sup>1</sup>	Total Expenditures/ Encumbrances (F + G)	Projected Expenditures	Available Projected Balance (D - H - I)
<b>PERSONNEL SERVICES</b>											
111	Regular Salaries / Increments:		2,136,518	-	2,136,518	2,136,518	-	-	-	2,136,518	-
112	Overtime / Special Pay:	-		-	-		-	-	-	-	-
113	Benefits:		787,748	-	787,748	787,748	-	-	-	787,748	-
<b>TOTAL PERSONNEL SERVICES:</b>		<b>\$ -</b>	<b>\$ 2,924,265</b>	<b>\$ -</b>	<b>\$ 2,924,265</b>	<b>\$ 2,924,265</b>	<b>\$ -</b>	<b>\$ -</b>	<b>\$ -</b>	<b>\$ 2,924,265</b>	<b>\$ -</b>
<b>OPERATIONS</b>											
220	Travel - Off-Island / Local Mileage Reimbursements:	-	23,582	-	23,582	23,582	-	-	-	23,582	-
230	Contractual Services:		966,801	-	966,801	966,801	-	-	-	966,801	-
233	Office Space Rental:			-	-		-	-	-	-	-
240	Supplies & Materials:		430,022	-	430,022	430,022	-	-	-	430,022	-
250	Equipment:		231,332	-	231,332	231,332	-	-	-	231,332	-
270	Workers' Compensation Benefits:			-	-		-	-	-	-	-
271	Drug Testing Charges:		350	-	350	350	-	-	-	350	-
280	Sub-Recipient / Subgrant:	-		-	-		-	-	-	-	-
290	Miscellaneous:	-		-	-		-	-	-	-	-
<b>TOTAL OPERATIONS:</b>		<b>\$ -</b>	<b>\$ 1,652,086</b>	<b>\$ -</b>	<b>\$ 1,652,086</b>	<b>\$ 1,652,086</b>	<b>\$ -</b>	<b>\$ -</b>	<b>\$ -</b>	<b>\$ 1,652,086</b>	<b>\$ -</b>
<b>UTILITIES</b>											
361	Power:	-		-	-		-	-	-	-	-
362	Water / Sewer:	-		-	-		-	-	-	-	-
363	Telephone / Toll:		38,395	-	38,395	38,395	-	-	-	38,395	-
<b>TOTAL UTILITIES:</b>		<b>\$ -</b>	<b>\$ 38,395</b>	<b>\$ -</b>	<b>\$ 38,395</b>	<b>\$ 38,395</b>	<b>\$ -</b>	<b>\$ -</b>	<b>\$ -</b>	<b>\$ 38,395</b>	<b>\$ -</b>
450	<b>CAPITAL OUTLAY</b>		119,430	-	119,430	119,430	-	-	-	119,430	-
701	<b>INDIRECT COST</b>	-		-	-		-	-	-	-	-
<b>GRAND TOTAL:</b>		<b>\$ -</b>	<b>\$ 4,734,176</b>	<b>\$ -</b>	<b>\$ 4,734,176</b>	<b>\$ 4,734,176</b>	<b>\$ -</b>	<b>\$ -</b>	<b>\$ -</b>	<b>\$ 4,734,176</b>	<b>\$ -</b>

		As of March 31, 2026			
FULL TIME EQUIVALENCIES (FTE's)		Unclassified	Classified	Contract	Other (LTA)
Filled / Warm Bodies		0	0	0	0
Vacant (Funded)		0	0	0	0
<b>TOTAL FTE's</b>		<b>0</b>	<b>0</b>	<b>0</b>	<b>0</b>

<sup>1</sup> a) Indicate on a separate sheet each amount expended for: 1) prior year obligation(s); 2) emergency authorization(s); and 3) promised compensation/acting or detail pay.  
 b) Information from FIRM/400 was used to determine the amounts reflected.



*The Honorable*  
**LOURDES A. LEON GUERRERO**  
*Maga' Håga · Governor*

*The Honorable*  
**JOSHUA F. TENORIO**  
*Sigundo Maga' Låhi · Lieutenant Governor*



**public works**  
DIPATTA MENTON CHE'CHO' PUPLEKO  
**VINCENT P. ARRIOLA**

*Director*

**LINDA J. IBANEZ**

*Deputy Director*

**ERNEST G. CANDOLETA, JR.**

*Deputy Director*

08 MAY 2026

The Honorable Frank Blas Jr.  
Speaker, 38<sup>th</sup> Guam Legislature  
Guam Congress Building  
163 W. Chalan Santo Papa  
Hagatna, Guam 96932

Subject: Fiscal Year 2026 Second Quarter – Revenue Summary Report

**Dear Honorable Speaker:**

*Buenas yan Håfa A'dai!* Transmitted herewith is the Department of Public Works' Revenue Summary Report for the FY 2026 Second Quarter (*Year-to-Date*) – (*from the Months of October 1, 2025 thru March 31, 2026*).

This report can be viewed on our website at [www.dpw.guam.gov](http://www.dpw.guam.gov).

Should you require further information or inquiries, please do not hesitate to contact my office at 671-646-3131.

*Si Yu'us Ma'ase!*

  
VINCENT P. ARRIOLA

*Attachment(s). Revenue Summary Report*

cc: Governor of Guam  
Public Auditor, OPA  
Director, BBMR  
Director, DOA



542 North Marine Corps Drive, Tamuning, Guam 96913 • (671) 646-3131 / 647-5055 • Fax (671) 649-6178

**DEPARTMENT OF PUBLIC WORKS**  
**Revenues Generated by Department**  
**(Excludes Solid Waste Management Division)**  
**For Fiscal Years 2005 thru 2026**  
**FY 2026 Second Quarter - As of March 31, 2026**

*Department / Agency Head Certification*  
*as to the accuracy of information contained herein:*  
  
**08 MAY 2026**  
**VINCENT P. ARRIOLA, DPW Director**

Source: Budget Account Statistics - General Ledger

Division	CIP	HWY	HWY	CIP	CIP (1) (PL 30-118)	CIP (2) (PL 33-66)	Hwy	Hwy (PL 31-83)	Hwy (PL 33-106)	Hwy (PL 33-106)	Hwy (PL 33-106)	Guam Museum (2) (P.L. 33-66)	GPT (2) (PL 33-66)	
Account No.														
Account Name	Bldg. Re-inspection	Care & Protection of Highways	Other - Public Works	Plans & Specifications	DPW Bldg. Insp Fee (Plan Checking Fee)	DPW Building Permit Fees-25%	Highway Special Use Permit (\$50)	Condition for Deposit Fee Penalty	TESS Permits	TESS Fines/Penalties-Person/Entity 1st \$500	TESS Fines/Penalties-Person/Entity 2nd \$750	Guam Museum Permit Fees-25%	Building Permit Fee	
Fund Deposit	GF	GF	GF	GF	BDF/Insp	BDF/Perm	GF	THF	TESS	TESS	TESS	Guam Museum	GPT	TOTAL
FY2026	-	31,975	-	250	300,241	-	-	-	8,500	-	-	-	560,302	901,268
FY2025	-	119,125	-	5,700	1,091,711	-	-	-	23,400	-	-	-	1,538,014	2,777,950
FY2024	-	478,320	155	5,125	4,736,002	1,344,479	80	50,000	109,900	258,205	162,245	1,344,479	4,002,434	12,491,424
FY2023	-	456,420	130	4,350	4,549,778	1,344,479	40	50,000	98,800	258,205	162,245	1,344,479	3,703,321	11,972,248
FY2022	-	355,520	130	2,925	3,840,121	1,344,479	40	50,000	61,300	246,725	148,815	1,344,479	2,688,996	10,083,531
FY2021	-	244,145	50	1,950	2,899,845	942,082	40	50,000	22,400	166,125	96,305	942,082	1,884,190	7,249,214
FY2020	-	177,720	-	650	2,014,948	662,353	40	50,000	8,700	155,935	96,305	662,353	1,324,723	5,153,726
FY2019	-	117,445	-	125	1,211,928	409,997	40	50,000	-	143,170	82,445	409,997	820,005	3,245,151
FY2018	-	83,075	-	350	949,578	305,638	-	-	-	80,015	60,025	305,638	611,287	2,395,605
FY2017	-	46,525	10	2,200	1,142,755	337,994	-	-	-	6,330	4,410	337,994	676,182	2,554,400
FY2016	-	32,075	-	775	979,951	360,557	64,100	-	-	-	-	360,557	721,041	2,519,056
FY2015	-	23,435	45	4,200	600,807	16,834	80	-	-	-	-	16,834	890,660	1,552,897
FY2014	-	34,560	730	1,900	914,907	-	-	5,000	-	-	-	-	1,412,642	2,369,739
FY2013	-	26,498	155	400	794,075	-	-	3,750	-	-	-	-	1,181,968	2,006,846
FY2012	-	32,370	1,345	100	741,623	-	-	1,500	-	-	-	-	1,096,124	1,873,063
FY2011	-	17,955	-	-	491,354	-	-	-	-	-	-	-	698,784	1,208,093
FY2010	225,571	14,575	2,178	750	162,201	-	-	-	-	-	-	-	627,352	1,032,627

Note that the Legislature has taken steps to ensure that any protected personal identifying information has been redacted or excluded in whole or in part in order to protect the privacy of any individual(s) whose information has been included as part of this transmittal.

FY2009	124,780	20,100	265	10,050	523,313	-	-	-	-	-	-	-	1,161,507	1,840,015
FY2008	-	11,865	6,313	6,100	601,680	-	250	-	-	-	-	-	1,007,738	1,633,945
FY2007	-	8,060	7,442	10,745	646,188	-	100	-	-	-	-	-	1,060,221	1,732,756
FY2006	-	15,725	6,400	30,495	520,097	-	-	-	-	-	-	-	924,188	1,496,905
FY2005	-	12,269	13,857	34,476	437,085	-	-	-	-	-	-	-	665,684	1,163,371
<b>Total</b>	<b>350,351</b>	<b>2,359,756</b>	<b>39,205</b>	<b>123,616</b>	<b>30,150,189</b>	<b>7,068,892</b>	<b>64,810</b>	<b>310,250</b>	<b>333,000</b>	<b>1,314,710</b>	<b>812,795</b>	<b>7,068,892</b>	<b>29,257,364</b>	<b>79,253,831</b>
														<b>79,253,831</b>

*Accounts reflecting zero (0) revenue based on the GFMIS*

Division	Account No.	Account Name	Fund Deposit	FY2026	FY2025	FY2024	FY2023	FY2022	FY2021	FY2020	FY 2019	FY 2018	FY 2017	Total
Not DPW		Refuse Collection (SWM)	GF	-	-	-	-	-	-	-	-	-	-	-
HWY		Towing Services	GF	-	-	-	-	-	-	-	-	-	-	-
BM		Janitorial Services	GF	-	-	-	-	-	-	-	-	-	-	-
HWY		SW Scrap Metal Removal	GF	-	-	-	-	-	-	-	-	-	-	-
HWY (PL 16-57)		DPW - Charge for Services	GF	-	-	-	-	-	-	-	-	-	-	-
HWY		Highway Special Permit (\$25)	GF	-	-	-	-	-	-	-	-	-	-	-
Hwy (PL 32-28)		Public Right of Way	THF	-	-	-	-	-	-	-	-	-	-	-
Hwy (PL 33-106)		TESS Interest Income	TESS	-	-	-	-	-	-	-	-	-	-	-
Hwy (PL 33-106)		TESS Permits-Surety Bond	TESS	-	-	-	-	-	-	-	-	-	-	-
Hwy (PL 33-106)		TESS Permits-Single Trip \$500	TESS	-	-	-	-	-	-	-	-	-	-	-
Hwy (PL 33-106)		TESS Permits-Continuous Trips \$100	TESS	-	-	-	-	-	-	-	-	-	-	-
Hwy (PL 33-106)		TESS Administrative Fee	TESS	-	-	-	-	-	-	-	-	-	-	-
Hwy (PL 33-106)		TESS Fines-Penalties	TESS	-	-	-	-	-	-	-	-	-	-	-
Hwy (PL 33-106)		TESS Fines/Penalties-Driver	TESS	-	-	-	-	-	-	-	-	-	-	-





*The Honorable*  
**LOURDES A. LEON GUERRERO**  
*Maga' Håga - Governor*

*The Honorable*  
**JOSHUA F. TENORIO**  
*Sigundo Maga' Låhi - Lieutenant Governor*



**public works**  
DIPATTAMENTON CHE'CHO' PUPLEKO  
**VINCENT P. ARRIOLA**

*Director*

**LINDA J. IBANEZ**

*Deputy Director*

**ERNEST G. CANDOLETA, JR.**

*Deputy Director*

08 MAY 2026

The Honorable Frank Blas Jr.  
Speaker, 38<sup>th</sup> Guam Legislature  
Guam Congress Building  
163 W. Chalan Santo Papa  
Hagatna, Guam 96932

**Subject:** Fiscal Year 2026 Second Quarter – Summary of Public Streetlights Cost

**Dear Honorable Speaker:**

*Buenas yan Håfa A'dai!* Transmitted herewith is the Department of Public Works' Summary of Public Streetlights Cost for the FY 2026 Second Quarter (*Year-to-Date*) – (*from the Months of October 1, 2025 thru March 31, 2026*).

This report can be viewed on our website at [www.dpw.guam.gov](http://www.dpw.guam.gov).

Should you require further information or inquiries, please do not hesitate to contact my office at 671-646-3131.

*Si Yu'us Ma'ase!*

  
VINCENT P. ARRIOLA

*Attachment(s): Summary of Public Streetlights Cost*

cc: Governor of Guam  
Public Auditor, OPA  
Director, BBMR  
Director, DOA



542 North Marine Corps Drive, Tamuning, Guam 96913 • (671) 646-3131 / 647-5055 • Fax (671)649-6178

**DEPARTMENT OF PUBLIC WORKS  
SUMMARY OF STREETLIGHT COST  
FY 2026 Second Quarter Report  
As of March 31, 2026**

DEPARTMENT/AGENCY HEAD CERTIFICATION as to the accuracy of information contained herein  08 MAY 2026 VINCENT P. ARRIOLA, DPW Director
--

Source: GFMIS

<i>Power</i>	<i>Encumbrance No.</i>	<i>Account Number</i>	<i>FY 2026 Total Appropriation</i>	<i>Actual Expenditures</i>	<i>Encumbrance</i>	<i>Available Balance</i>
			<i>A</i>	<i>B</i>	<i>C</i>	<i>(A - B - C)</i>
Public Streetlight (Public Streetlight Fund)	PO0008306/PR00010746		4,127,667	2,588,431	2,258,316	(719,080)
Public Streetlight (Guam Highway Fund)	PO0008121/PR00010744		811,077	413,807	397,270	-
<b>Grand Total:</b>			<b>4,938,744</b>	<b>3,002,239</b>	<b>2,655,586</b>	<b>(719,080)</b>

Footnote:  
Public Law 38-60 - Appropriations per Budget Act were made to the Department of Administration, whereas, the Department of Public Works administers the Public Streetlight Program.

\*DOA accounting prepared and processed a direct payment for Oct-Nov 2025 on 12/23/25 amounting to \$719,080.07 to bring the account up to date. All funds were pre-encumbered under the requisition when the DP was processed, resulting to a negative balance. PO wasn't available during the time.



*The Honorable*  
**LOURDES A. LEON GUERRERO**  
*Maga' Håga - Governor*

*The Honorable*  
**JOSHUA F. TENORIO**  
*Sigundo Maga' Låhi - Lieutenant Governor*



**VINCENT P. ARRIOLA**  
*Director*  
**LINDA J. IBANEZ**  
*Deputy Director*  
**ERNEST G. CANDOLETA, JR.**  
*Deputy Director*

**08 MAY 2026**

The Honorable Frank Blas Jr.  
Speaker, 38<sup>th</sup> Guam Legislature  
Guam Congress Building  
163 W. Chalan Santo Papa  
Hagatna, Guam 96932

**Subject:** Fiscal Year 2026 Second Quarter – Utility Relocation Costs for Federally Funded Highway Projects


**Dear Honorable Speaker:**

*Buenas yan Håfa A'dai!* Transmitted herewith is the Department of Public Works' Utility Relocation Costs for Federally Funded Highway Projects for the FY 2026 Second Quarter (Year-to-Date) – (from the Months of October 1, 2025 thru March 31, 2026).

This report can be viewed on our website at [www.dpw.guam.gov](http://www.dpw.guam.gov).

Should you require further information or inquiries, please do not hesitate to contact my office at 671-646-3131.

*Si Yu'us Ma'ase!*

  
VINCENT P. ARRIOLA

*Attachment(s): Project Status Report*

cc: Governor of Guam  
Public Auditor, OPA  
Director, BBMR  
Director, DOA  
Public Utilities Commission



542 North Marine Corps Drive, Tamuning, Guam 96913 • (671) 646-3131 / 647-5055 • Fax (671) 649-6178

**DPW HIGHWAYS  
UTILITY EXPENDITURES FOR FEDERAL HIGHWAY & DOD FUNDED DPW PROJECTS:**

**Summary Expenditures FY 2026 January 1, 2026 - March 31, 2026, QUARTER 2**

No.	Project Number	Project Name	Federal Project Number	Contractor	NTP	Final Acceptance	Project Billing Status	Final Voucher
40	GU-THS-0028(001)	Route 28, Rehabilitation from Route 1 to Bumuchachu Street	0028001	Hawaiian Rock Products	2/14/2022	N/A	In Progress	
41	GU-THS-1300(020)	Islandwide Guardrail Repair and Replacement	1300020	Highway Safety Services	TBD	N/A	Completed	091324-122
42	GU-THS-1000(114)	Islandwide Signing System Upgrade	1000114	Highway Safety Services	5/24/2022	N/A	Completed	090423-246
43	GU-THS-1200(020)	Islandwide Primary Roads Paving and Pavement Marking (IDIQ) - TO1	1200020	Hawaiian Rock Products	10/13/2022	12/5/2022	Completed	010725-316
44	GU-NH-0005(003)	Route 5 & Portion of Route 12 Reconstruction and Widening (Route 2A to Naval Magazine/Route 12)	0005003	Infratech International	9/19/2022	N/A	In Progress	
45	GU-THS-0148(004)	Route 14B (Vapo Rd) Reconstruction and Widening (Rte 14 to CMD) Ph1 Cliffside	0148004	Infratech International	10/17/2022	N/A	In Progress	
47	GU-THS-1200(020)	TO3	1200020	Hawaiian Rock Products	3/29/2025	N/A	In Progress	
48	GU-NH-010A(001)	Reconstruction & Widening (Airport Road/Chalan Pasajeros), Phase I	010A001					
49	GU-DAR-0001(131)	Route 1 Reconstruction of Multiple Bridges (Hagatna To Piti)	0001131					

Quarter 1-FY 26	\$	-
Quarter 2-FY 26	\$	-
Quarter 3-FY 26	\$	-
Quarter 4-FY 26	\$	-
<b>TOTAL:</b>	<b>\$</b>	<b>-</b>

QUARTER 2 - January 1, 2026 to March 31, 2026					
Power Utilities	Water Utilities	Communication Utilities	Military/ Federal Utilities	TOTAL Utility Expenditure	Additional Remarks:
\$ -	\$ -	\$ -	\$ -	\$ -	
\$ -	\$ -	\$ -	\$ -	\$ -	
\$ -	\$ -	\$ -	\$ -	\$ -	

Program Wide Utility Expenditure This Period\*: \$ -

**Foot note Explanation:**  
 1.) Above Projects are federally funded by Federal Highway Administration (FHWA) or Department of Defense (DOD).  
 2.) PL 31-85 was passed in October 2011.  
 3.) N/A not applicable.  
 4.) \*The program does not track cost exclusively per utility. Amounts are taken from from project bid items. Bid item amounts may include work not associated with utilities



*The Honorable*  
**LOURDES A. LEON GUERRERO**  
*Maga' Håga - Governor*

*The Honorable*  
**JOSHUA F. TENORIO**  
*Sigundo Maga' Låhi - Lieutenant Governor*



**VINCENT P. ARRIOLA**  
*Director*  
**LINDA J. IBANEZ**  
*Deputy Director*  
**ERNEST G. CANDOLETA, JR.**  
*Deputy Director*

08 MAY 2026

The Honorable Frank Blas Jr.  
Speaker, 38<sup>th</sup> Guam Legislature  
Guam Congress Building  
163 W. Chalan Santo Papa  
Hagatna, Guam 96932

Subject: Fiscal Year 2026 Second Quarter – Off-Island Travel Report

**Dear Honorable Speaker:**

*Buenas yan Håfa A'dai!* Transmitted herewith is the Department of Public Works' Off-Island Travel Report pursuant to Public Law 34-42 for the FY 2026 Second Quarter (*from the Months of January 1, 2026 thru March 31, 2026*).

This report can be viewed on our website at [www.dpw.guam.gov](http://www.dpw.guam.gov).

Should you require further information or inquiries, please do not hesitate to contact my office at 671-646-3131.

*Si Yu'us Ma'ase!*

  
VINCENT P. ARRIOLA



Attachment(s): *Off-Island Travel Report*

cc: *Governor of Guam*  
*Public Auditor, OPA*  
*Director, BBMR*  
*Director, DOA*



**DEPARTMENT OF PUBLIC WORKS  
 FY 2026 OFF-ISLAND TRAVEL REPORT  
 As of March 31, 2026**

<i>Traveler</i>	<i>Agency</i>	<i>Travel Dates</i>	<i>Cost</i>	<i>Funding Source</i>	<i>Purpose</i>
DESAMITO, Marvin	GPD-HPD	March 30 - April 10, 2026	\$ 9,749.39	NHTSA Section 402	IPTM Traffic Crash Reconstruction training at Jacksonville, FL
PEREZ, Jude	GPD-HPD	March 30 - April 10, 2026	\$ 7,437.73	NHTSA Section 402	IPTM Traffic Crash Reconstruction training at Jacksonville, FL